

DEPARTMENT OF
AGRICULTURE

Regional Field Office XIII

Annual

Physical Accomplishment Report 2021

RESEARCH

CY 2021 CURRENT APPROPRIATION

As of December 31, 2021

Programs/Activities/ Projects	Unit Measure	Physical Targets					Physical Accomplishments					Variance	Remarks
		Q1	Q2	Q3	Q4	TOTAL	Q1	Q2	Q3	Q4	TOTAL		
Other Research &Development Activities (ORDA)													
1.1. Product development and commercialization of locally available agri-products in Caraga	study	-	-	-	1	1	-	-	-	1	1	-	
2. Policies & Plans Developed, Monitored and Evaluated (Program Mgt.)													
2.1. Conduct of Annual In- House R&D Review for on- going, completed & proposed researches	worksho p	-	1	-	-	1	-	-	-	1	1	-	

Programs/Activities/ Projects	Unit Measure	Physical Targets					Physical Accomplishments					Variance	Remarks	
		Q1	Q2	Q3	Q4	TOTAL	Q1	Q2	Q3	Q4	TOTAL			
2.2. Conduct of Quarterly Research Division's meeting	meeting	1	1	1	1	4	1	1	1	-	3	-	1	The conduct of 4th Qtr Research Division meeting was canceled due to typhoon Odette. Reschedule is put on hold since the weather forecast revealed another LPA coming in the PAR within the month.
2.3. Conduct of regional technoforum	technoforum	-	1	-	-	1	-	-	-	1	1	-	-	
2.4. Nat'l technoforum attended	technoforum	-	-	1	-	1	-	-	1	-	1	-	-	
2.5. Conduct of Mindanao Zonal RDE Network meeting	meeting	-	-	-	1	1	-	-	-	1	1	-	-	
2.6. Participation to PSABE, NRS, PAA, CSSP & PhilARM	conferences	-	3	-	-	3	-	2	-	-	2	-	1	Only PAA and PSABE conducted the virtual forums & congresses for the year of which the Research Division staff attended the said activities.
2.7. Participation during the CPAR Congress & Product Exhibit	congress	-	-	-	1	1	-	-	-	1	1	-	-	

Programs/Activities/ Projects	Unit Measure	Physical Targets					Physical Accomplishments					Variance	Remarks
		Q1	Q2	Q3	Q4	TOTAL	Q1	Q2	Q3	Q4	TOTAL		
2.8. Conduct of RDEN Meeting	meeting	1	1	1	1	4	1	-	-	3	4	-	
2.9. Monitoring of various research projects	monitoring	3	3	3	3	12	3	2	4	3	12	-	

**As reported by the Division subject for validation*


Prepared by:


MENCHIE A. SAMORANO
 PEO-III

Submitted by:


JOSEFA M. GIDACAN
 Chief, P/ED

Approved by:


ENGR. RICARDO M. OÑATE JR.
 Regional Executive Director

Programs/Activities/ Projects	Unit Measure	Physical Targets					Physical Accomplishments					Variance	Remarks
		Q1	Q2	Q3	Q4	TOTAL	Q1	Q2	Q3	Q4	TOTAL		
A. Production of Camote Planting Materials													
No. of camote cuttings distributed	kilogram	-	-	7,500	####	10,000	-	-	5,000	15,496	20,496	10,496	Over accomplishment is due to high actual need of the recipients.
Female	number	-	-	3	2	5	-	-	-	9	9	4	Over accomplished due to additional need by the recipients
Male	number	-	-	3	2	5	-	-	-	12	12	7	Over accomplished due to additional need by the recipients
Groups	number	-	-	3	2	5	-	-	1	4	5	-	
D. Maintenance of Vermiculture (African Night Crawler)													
No. of kgs distributed (vermicompost)	number	-	2,000	5,000	####	10,000	-	2,020	6,040	4,950	13,010	3,010	Over accomplishment is due to high actual need of the recipients.


Programs/Activities/ Projects	Unit Measure	Physical Targets					Physical Accomplishments					Variance	Remarks
		Q1	Q2	Q3	Q4	TOTAL	Q1	Q2	Q3	Q4	TOTAL		
Female	number	-	6	9	5	20	-	4	17	9	30	10	Over accomplished due to additional needs by the recipients
Male	number	-	6	9	5	20	-	6	21	9	36	16	Over accomplished due to additional needs by the recipients
Groups	number	-	-	3	2	5	-	1	3	5	9	4	Variance is due to higher number of group recipients

*As reported by the Station subject for validation


Prepared by:


MENCHIE A. SAMORANO
 PEO-HI

Submitted by:


JOSEFA M. GIDACAN
 Chief, PMED

Approved by:


ENGR. RICARDO M. OÑATE JR.
 Regional Executive Director

DEPARTMENT OF AGRICULTURE

Regional Field Office XIII

Annual

Physical Accomplishment Report 2021

STN-TAGBINA

CY 2021 CURRENT APPROPRIATION

As of December 31, 2021

Programs/Activities/ Projects	Unit Measure	Physical Targets					Physical Accomplishments					Variance	Remarks	
		Q1	Q2	Q3	Q4	TOTAL	Q1	Q2	Q3	Q4	TOTAL			
PSS														
Livestock Regular														
1.) Production & Maintenance of Breeder Stocks														
Goat	number	29	29	29	29	29	29	27	26	26	26	- 3	3 goats died due to deteriorated health caused by old age and complications.	


Programs/Activities/ Projects	Unit Measure	Physical Targets					Physical Accomplishments					Variance	Remarks	
		Q1	Q2	Q3	Q4	TOTAL	Q1	Q2	Q3	Q4	TOTAL			
Female	number	-	-	2	3	5	-	-	-	2	2	-	3	
Male	number	-	-	2	3	5	-	-	-	1	1	-	4	
Groups	number	-	-	3	3	6	-	-	3	2	5	-	1	
Guyabano														
Guyabano seedling production and distribution	number	-	-	50	50	100	-	-	135	-	135	35		Overaccomplished due to farmers demand
Female	number	-	-	2	3	5	-	-	2	-	2	-	3	
Male	number	-	-	2	3	5	-	-	3	-	3	-	2	
Groups	number	-	-	3	3	6	-	-	-	-	-	-	6	
Lanzones														
Lanzones seedling production and distribution	number	-	-	50	50	100	-	-	-	145	145	45		Overaccomplished due to farmers demand
Female	number	-	-	2	3	5	-	-	-	2	2	-	3	
Male	number	-	-	2	3	5	-	-	-	-	-	-	5	
Groups	number	-	-	3	3	6	-	-	-	3	3	-	3	
Rambutan														
Rambutan seedling production and distribution	number	-	-	50	50	100	-	-	132	-	132	32		Overaccomplished due to farmers demand
Female	number	-	-	2	3	5	-	-	1	-	1	-	4	
Male	number	-	-	2	3	5	-	-	2	-	2	-	3	
Groups	number	-	-	3	3	6	-	-	3	-	3	-	3	

Programs/Activities/ Projects	Unit Measure	Physical Targets					Physical Accomplishments					Variance	Remarks
		Q1	Q2	Q3	Q4	TOTAL	Q1	Q2	Q3	Q4	TOTAL		
Chicken	number	165	165	165	165	660	165	165	165	165	660	-	
2) Offspring Produced and Distributed													
a. Goat													
goat heads produced and distributed	number	-	-	8	8	16	-	-	21	-	21	5	
Groups	number	-	-	2	3	5	-	-	8	-	8	3	
b. Chicken													
chicken heads produced and distributed	number	-	500	500	500	1,500	-	650	465	485	1,600	100	
Female	number	-	8	8	9	25	-	-	1	1	2	23	
Male	number	-	8	8	9	25	-	3	1	3	7	18	
Groups	number	-	2	3	5	10	-	3	1	2	6	4	
Forage and Pasture Area maintained	number	3	3	3	3	12	3	3	2	4	12	-	
4) Forage cutting distributed													
forage cuttings distributed	number	-	500	800	700	2,000	-	650	2,047	-	2,697	697	Overaccomplished due to farmers demand
Female	number	-	1	1	1	3	-	-	-	-	-	3	No female recipient ^{for}
Male	number	-	1	1	1	3	-	1	2	-	3	-	
Groups	number	-	2	3	3	8	-	3	2	-	5	3	
1. Production of Assorted fruit tree seedlings													
Avocado													
Avocado seedling production and distribution	number	-	-	50	50	100	-	-	54	80	134	34	Overaccomplished due to farmers demand

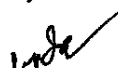
Programs/Activities/ Projects	Unit Measure	Physical Targets					Physical Accomplishments					Variance	Remarks
		Q1	Q2	Q3	Q4	TOTAL	Q1	Q2	Q3	Q4	TOTAL		
Maintenance of Vermiculture (African Night Crawler)													
Vermicompost produced and distributed	number	-	1,000	1,000	1,000	3,000	-	1,320	1,320	1,750	4,390	1,390	Overaccomplished due to farmers demand
Female	number	-	2	2	1	5	-	1	2	4	7	2	
Male	number	-	2	2	1	5	-	2	2	2	6	1	
Groups	number	-	2	2	2	6	-	5	3	3	11	5	

*As reported by the Station subject for validation

Prepared by:


MENCHIE A. SAMORANO
 PEO-III

Submitted by:


JOSEFA M. GUDACAN
 Chief, PMED

Approved by:


ENGR. RICARDO M. OÑATE JR.
 Regional Executive Director