

BP FORM 201 - SCHEDULE B
 OBLIGATIONS, BY OBJECT OF EXPENDITURES
 MAINTENANCE AND OTHER OPERATING EXPENSES
 (IN P'000)

Department: Department of Agriculture (DA)		Agency: Office of the Secretary		Appropriation Source:		Year: 2017 -							
Operating Unit: All													
Programs / Activity / Projects	Key Program Code(s)	TRAVELLING EXPENSES		TRAINING AND SCHOLARSHIP		SUPPLIES AND MATERIALS							
		Traveling Expenses Local	Traveling Expenses Foreign	Training Expenses	Scholarship Grants/Expenses	ICT Office Supplies	Office Supplies Expenses	Animal/Zoological Supplies Expenses	Drugs and Medicines Expenses	Fuel, Oil and Lubricants Expenses	Agricultural and Marine Supplies Expenses	Chemical and Filtering Supplies Expenses	Semi-Expendable Machinery
		50201010-00	50201020-00	50202010-00	50202020-00	50203010-01	50203010-00	50203040-00	50203070-00	50203090-00	50203100-00	50203130-00	50203210-01
A. PROGRAMS													
General Administration and Support	1000000000												
General management and supervision	1030010001000000	180	-	557	-	-	550	-	-	95	-	-	-
Regional Field Unit - XIII		180	-	557	-	-	550	-	-	95	-	-	-
TOTAL, General Administration and Support		180	-	557	-	-	550	-	-	95	-	-	-
Support to Operations	2000000000												
Development of organizational policies, plans and procedures	1620020006000000	537	-	25	-	-	240	-	-	175	-	-	-
Regional Field Unit - XIII		537	-	25	-	-	240	-	-	175	-	-	-
TOTAL, Support to Operations		717	-	582	-	-	780	-	-	270	-	-	-
Operations	3000000000												
MFO 2: TECHNICAL AND SUPPORT SERVICES	3020000000	11,398	1,600	13,776	300	350	4,206	3,190	5,746	6,537	232,912	2,466	-
Production Support Services (PSS)	3020100000	6,074	-	1,486	-	350	2,591	3,130	5,745	4,575	207,845	2,466	-
PSS on the National Rice Program	162003020100001	2,157	-	1,016	-	-	921	-	-	1,654	27,111	401	-
PSS on the National Livestock Program	162003020100002	1,120	-	50	-	30	320	2,400	5,675	800	120	300	-
PSS on the National Corn Program	162003020100003	1,206	-	-	-	-	596	-	-	605	21,793	1,160	-
PSS on the National High-Value Crops Program	162003020100004	1,499	-	420	-	320	601	-	-	1,293	154,542	430	-
PSS on the promotion and development of organic agriculture	162003020100005	-	-	-	-	-	-	-	-	-	2,445	175	-
Implementation of various production support activities	162003020100006	92	-	-	-	-	153	730	70	223	1,834	-	-
Market Development Services (MDS)	3020200000	910	1,600	700	-	-	155	-	-	400	-	-	-
MDS on the National Livestock Program	162003020200002	-	-	150	-	-	50	-	-	-	-	-	-
Implementation of various market development activities	162003020200006	910	1,600	550	-	-	105	-	-	400	-	-	-
Extension Support, Education and Training Services (ESETS)	3020300000	1,979	-	8,711	300	-	920	-	-	620	21,817	-	-
ESETS on the National Rice Program	162003020300001	471	-	5,056	-	-	505	-	-	-	16,494	-	-
ESETS on the National Livestock Program	162003020300002	-	-	-	300	-	-	-	-	-	-	-	-
ESETS on the National Corn Program	162003020300003	512	-	2,105	-	-	125	-	-	100	160	-	-
ESETS on the National High-Value Crops Program	162003020300004	240	-	1,150	-	-	110	-	-	65	4,863	-	-
ESETS on the promotion and development of organic agriculture	162003020300005	756	-	400	-	-	180	-	-	455	300	-	-

Department: Department of Agriculture (DA)		Agency: Office of the Secretary		Appropriation Source:		Year: 2017 -							
Operating Unit: All		TRAVELLING EXPENSES		TRAINING AND SCHOLARSHIP		SUPPLIES AND MATERIALS							
Programs / Activity / Projects	Key Program Code(s)	Traveling Expenses Local	Traveling Expenses Foreign	Training Expenses	Scholarship Grants/Expenses	ICT Office Supplies	Office Supplies Expenses	Animal/Zoological Supplies Expenses	Drugs and Medicines Expenses	Fuel, Oil and Lubricants Expenses	Agricultural and Marine Supplies Expenses	Chemical and Filtering Supplies Expenses	Semi-Expendable Machinery
		Research and Development (R&D)	3020400000	2,435	-	2,879	-	-	540	60	-	942	3,250
R&D on the National Rice Program	168003020400001	1,180	-	2,259	-	-	270	-	-	65	2,630	-	-
R&D on the National Livestock Program	168003020400002	-	-	-	-	-	-	-	-	-	-	-	-
R&D on the National Corn Program	168003020400003	30	-	-	-	-	105	-	-	100	220	-	-
Implementation of various agricultural research and development activities	162003020400008	1,225	-	620	-	-	165	60	-	777	400	-	-
MFO 3: IRRIGATION NETWORK SERVICES	3030000000	150	-	-	-	-	-	-	-	-	1,368	-	-
Irrigation Network Planning and Contract Management Services-Restoration/ Rehabilitation/ Construction of Small-Scale Irrigation Projects	3030600000	150	-	-	-	-	-	-	-	-	1,368	-	-
National Rice Program	162003030600001	150	-	-	-	-	-	-	-	-	-	-	-
National High-Value Crops Program	162003030600003	-	-	-	-	-	-	-	-	-	1,368	-	-
MFO 4: FARM-TO-MARKET ROAD (FMR) NETWORK SERVICES	3040000000	570	-	-	-	-	600	-	-	580	-	-	-
Farm-to-Market Road (FMR) network planning and monitoring services	165003040100000	570	-	-	-	-	600	-	-	580	-	-	-
MFO 5: AGRICULTURAL EQUIPMENT AND FACILITIES SUPPORT SERVICES	3050000000	330	-	-	-	-	-	-	-	-	1,227	-	80
Provision of Agricultural Equipment and Facilities (PAEF)	3050100000	330	-	-	-	-	-	-	-	-	1,227	-	80
PAEF for the National Rice Program	162003050100001	-	-	-	-	-	-	-	-	-	-	-	80
PAEF for the National Livestock Program	162003050100002	-	-	-	-	-	-	-	-	-	-	-	-
PAEF for the National High-Value Crops Program	162003050100004	-	-	-	-	-	-	-	-	-	1,227	-	-
PAEF for the promotion and development of organic agriculture	162003050100005	330	-	-	-	-	-	-	-	-	-	-	-
MFO 6: PLANT AND ANIMAL REGULATION SERVICES	3060000000	502	-	-	-	-	40	-	-	170	-	-	-
Quality control and inspection	162003060100000	200	-	-	-	-	40	-	-	50	-	-	-
Registration and licensing	162003060400000	302	-	-	-	-	-	-	-	120	-	-	-
TOTAL Operations		12,950	1,600	13,776	300	350	4,846	3,190	5,745	7,287	235,507	2,466	80
TOTAL PROGRAMS		13,667	1,600	14,358	300	350	5,636	3,190	5,745	7,557	235,507	2,466	80
GRANDTOTAL		13,667	1,600	14,358	300	350	5,636	3,190	5,745	7,557	235,507	2,466	80

Prepared by:

Rowendar Buriás
ROWENDAR L. BURIÁS
 AO IV/OIC, Budget Section

Noted by:

Josefa M. Bidacan
JOSEFA M. BIDACAN
 Chief, PMED

Alberto D. Ocampo
ALBERTO D. OCAMPO
 OIC, Regional Executive Director


**OBLIGATIONS, BY OBJECT OF EXPENDITURES
MAINTENANCE AND OTHER OPERATING EXPENSES
(IN P'000)**

Department: Department of Agriculture (DA)															
Operating Unit: All															
Programs / Activity / Projects	SUPPLIES AND MATERIALS				UTILITY EXPENSES		COMMUNICATION EXPENSES					AWARDS/REWARDS AND PRIZES			
	Semi-Expendable			Other Supplies and Materials Expenses	Water Expenses	Electricity Expenses	Postage and Courier Services	Mobile	Landline	Internet Subscription Expenses	Cable, Satellite, Telegraph and Radio Expenses	Awards/Rewards Expenses	Prizes	Survey Expenses	Research and Development Expenses
	Office Equipment	Furniture and Fixtures	Books												
	50203210-02	50203220-01	50203220-02	50203990-00	50204010-00	50204020-00	50205010-00	50205020-01	50205020-02	50205030-00	50205040-00	50206010-00	50206020-00	50207010-00	50207020-00
A. PROGRAMS															
General Administration and Support															
General management and supervision	-	-	-	328	5	400	2	10	50	40	10	110	20	-	-
Regional Field Unit - XIII	-	-	-	328	5	400	2	10	50	40	10	110	20	-	-
TOTAL, General Administration and Support	-	-	-	328	5	400	2	10	50	40	10	110	20	-	-
Support to Operations															
Development of organizational policies, plans and procedures	-	-	-	165	-	-	-	-	-	-	-	-	-	-	-
Regional Field Unit - XIII	-	-	-	165	-	-	-	-	-	-	-	-	-	-	-
TOTAL, Support to Operations	-	-	-	165	-	-	-	-	-	-	-	-	-	-	-
Operations															
MFO 2: TECHNICAL AND SUPPORT SERVICES	65	470	150	6,608	1,139	4,042	140	1,552	770	496	245	84	6,215	1,359	200
Production Support Services (PSS)	65	470	150	4,596	1,119	3,807	130	1,142	645	446	220	84	300	1,359	-
PSS on the National Rice Program	65	470	-	663	250	1,100	50	400	125	300	70	-	-	-	-
PSS on the National Livestock Program	-	-	-	1,090	56	360	30	100	50	36	30	30	-	300	-
PSS on the National Corn Program	-	-	-	1,078	268	276	-	380	360	60	40	4	-	959	-
PSS on the National High-Value Crops Program	-	-	150	1,289	495	823	50	262	110	50	80	50	300	100	-
PSS on the promotion and development of organic agriculture	-	-	-	206	-	-	-	-	-	-	-	-	-	-	-
Implementation of various production support activities	-	-	-	276	50	1,248	-	-	-	-	-	-	-	-	-
Market Development Services (MDS)	-	-	-	37	-	-	5	70	65	-	-	-	350	-	-
MDS on the National Livestock Program	-	-	-	-	-	-	-	-	-	-	-	-	-	-	-
Implementation of various market development activities	-	-	-	37	-	-	5	70	65	-	-	-	350	-	-
Extension Support, Education and Training Services (ESETS)	-	-	-	940	20	150	5	125	30	20	10	-	5,565	-	-
ESETS on the National Rice Program	-	-	-	240	-	-	-	65	-	-	-	-	1,460	-	-
ESETS on the National Livestock Program	-	-	-	-	-	-	-	-	-	-	-	-	-	-	-
ESETS on the National Corn Program	-	-	-	300	-	-	-	10	-	-	-	-	300	-	-
ESETS on the National High-Value Crops Program	-	-	-	300	-	-	-	-	-	-	5	-	2,350	-	-
ESETS on the promotion and development of organic agriculture	-	-	-	100	20	150	5	50	30	20	5	-	1,455	-	-

Operating Unit: All															
Programs / Activity / Projects	SUPPLIES AND MATERIALS				UTILITY EXPENSES		COMMUNICATION EXPENSES					AWARDS/REWARDS AND PRIZES		Survey Expenses	Research and Exploration and Development Expenses
	Semi-Expendable			Other Supplies and Materials Expenses	Water Expenses	Electricity Expenses	Postage and Courier Services	Mobile	Landline	Internet Subscription Expenses	Cable, Satellite, Telegraph and Radio Expenses	Awards/Rewards Expenses	Prizes		
	Office Equipment	Furniture and Fixtures	Books												
Research and Development (R&D)	-	-	-	1,035	-	85	-	215	30	30	15	-	-	-	200
R&D on the National Rice Program	-	-	-	345	-	60	-	95	30	30	15	-	-	-	-
R&D on the National Livestock Program	-	-	-	-	-	-	-	-	-	-	-	-	-	-	200
R&D on the National Corn Program	-	-	-	10	-	25	-	-	-	-	-	-	-	-	-
Implementation of various agricultural research and development activities	-	-	-	680	-	-	-	120	-	-	-	-	-	-	-
MFO 3: IRRIGATION NETWORK SERVICES	-	-	-	-	-	-	-	-	-	-	-	-	-	-	-
Irrigation Network Planning and Contract Management Services-Restoration/ Rehabilitation/ Construction of Small-Scale Irrigation Projects	-	-	-	-	-	-	-	-	-	-	-	-	-	-	-
National Rice Program	-	-	-	-	-	-	-	-	-	-	-	-	-	-	-
National High-Value Crops Program	-	-	-	-	-	-	-	-	-	-	-	-	-	-	-
MFO 4: FARM-TO-MARKET ROAD (FMR) NETWORK SERVICES	-	-	-	100	-	-	-	-	-	-	-	-	-	-	-
Farm-to-Market Road (FMR) network planning and monitoring services	-	-	-	100	-	-	-	-	-	-	-	-	-	-	-
MFO 5: AGRICULTURAL EQUIPMENT AND FACILITIES SUPPORT SERVICES	-	-	-	1,623	-	-	-	-	-	-	-	-	-	-	-
Provision of Agricultural Equipment and Facilities (PAEF)	-	-	-	1,623	-	-	-	-	-	-	-	-	-	-	-
PAEF for the National Rice Program	-	-	-	-	-	-	-	-	-	-	-	-	-	-	-
PAEF for the National Livestock Program	-	-	-	390	-	-	-	-	-	-	-	-	-	-	-
PAEF for the National High-Value Crops Program	-	-	-	1,243	-	-	-	-	-	-	-	-	-	-	-
PAEF for the promotion and development of organic agriculture	-	-	-	-	-	-	-	-	-	-	-	-	-	-	-
MFO 6: PLANT AND ANIMAL REGULATION SERVICES	-	-	-	20	-	-	-	-	-	-	-	-	-	-	-
Quality control and inspection	-	-	-	-	-	-	-	-	-	-	-	-	-	-	-
Registration and licensing	-	-	-	20	-	-	-	-	-	-	-	-	-	-	-
TOTAL, Operations	65	470	150	8,351	1,139	4,042	140	1,552	770	496	245	84	6,215	1,359	200
TOTAL PROGRAMS	65	470	150	8,844	1,144	4,442	142	1,562	820	536	255	194	6,235	1,359	200
GRANDTOTAL	65	470	150	8,844	1,144	4,442	142	1,562	820	536	255	194	6,235	1,359	200

Prepared by:


ROWENDA R. BURIAS
 AO IV/OIC, Budget Section


JOSEFA M. GIDACAN
 Chief, PMED

Noted by:


ALBERTO D. OCAMPO
 OIC, Regional Executive Director

**BP FORM 201 - SCHEDULE B
OBLIGATIONS, BY OBJECT OF EXPENDITURES
MAINTENANCE AND OTHER OPERATING EXPENSES
(IN P'000)**

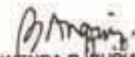
Department: Department of Agriculture (DA)																	
Operating Unit: All																	
Programs / Activity / Projects	PROFESSIONAL EXPENSES				GENERAL	REPAIRS AND MAINTENANCE											
	Extraordinary and Miscellaneous Expenses	Consultancy Services	Other Professional Services	Security Services	Other Land Improvements	Building and Other Structures		Machinery and Equipment					Transportation Equipment		Repairs and Maintenance - Furniture and Fixtures	Other Property, Plant and Equipment	
						Buildings	Other Structures	Machinery	Office Equipment	Information and Communication Technology Equipment	Agricultural and Forestry Equipment	Technical and Scientific Equipment	Motor Vehicles	Other Transportation Equipment			
50210030-00	50211030-00	5011990-00	50212030-00	50213020-99	50213040-01	50213040-99	50213050-01	50213050-02	50213050-03	50213050-04	50213050-14	50213060-01	50213060-99	50213070-00	50213990-99		
A. PROGRAMS																	
General Administration and Support																	
General management and supervision	118	-	360	1,500	-	100	-	-	35	-	-	-	200	-	-	-	
Regional Field Unit - XIII	118	-	360	1,500	-	100	-	-	35	-	-	-	200	-	-	-	
TOTAL, General Administration and Support	118	-	360	1,500	-	100	-	-	35	-	-	-	200	-	-	-	
Support to Operations																	
Development of organizational policies, plans and procedures	-	-	-	-	-	-	-	-	-	-	-	-	115	-	-	-	
Regional Field Unit - XIII	-	-	-	-	-	-	-	-	-	-	-	-	115	-	-	-	
TOTAL, Support to Operations	118	-	360	1,500	-	100	-	-	35	-	-	-	315	-	-	-	
Operations																	
MFO 2: TECHNICAL AND SUPPORT SERVICES	-	1,750	26,038	449	1,500	1,298	2,198	145	370	35	185	450	3,613	530	30	380	
Production Support Services (PSS)	-	-	23,138	449	1,500	1,298	2,198	145	370	-	185	450	2,463	230	30	300	
PSS on the National Rice Program	-	-	7,865	-	-	-	-	-	-	-	-	-	950	-	-	-	
PSS on the National Livestock Program	-	-	3,403	-	-	288	300	-	20	-	35	-	800	230	-	100	
PSS on the National Corn Program	-	-	5,043	-	1,500	60	-	-	250	-	150	-	200	-	-	100	
PSS on the National High-Value Crops Program	-	-	5,224	449	-	450	1,650	95	50	-	-	450	350	-	30	100	
PSS on the promotion and development of organic agriculture	-	-	1,603	-	-	-	-	-	-	-	-	-	-	-	-	-	
Implementation of various production support activities	-	-	-	-	-	500	246	50	50	-	-	-	163	-	-	-	
Market Development Services (MDS)	-	-	120	-	-	-	-	-	-	-	-	-	700	-	-	80	
MDS on the National Livestock Program	-	-	-	-	-	-	-	-	-	-	-	-	-	-	-	-	
Implementation of various market development activities	-	-	120	-	-	-	-	-	-	-	-	-	700	-	-	80	
Extension Support, Education and Training Services (ESETS)	-	-	1,170	-	-	-	-	-	-	35	-	-	200	-	-	-	
ESETS on the National Rice Program	-	-	350	-	-	-	-	-	-	-	-	-	150	-	-	-	
ESETS on the National Livestock Program	-	-	-	-	-	-	-	-	-	-	-	-	-	-	-	-	
ESETS on the National Corn Program	-	-	-	-	-	-	-	-	-	-	-	-	-	-	-	-	
ESETS on the National High-Value Crops Program	-	-	400	-	-	-	-	-	-	35	-	-	-	-	-	-	
ESETS on the promotion and development of organic agriculture	-	-	420	-	-	-	-	-	-	-	-	-	50	-	-	-	

Department: Department of Agriculture (DA)

Operating Unit: All

Programs / Activity / Projects	PROFESSIONAL EXPENSES				GENERAL	REPAIRS AND MAINTENANCE										
	Extraordi- nary and Miscellan- eous Expense s	Consulta- ncy Services	Other Professio- nal Services	Security Services	Other Land Improvem- ents	Building and Other Structures		Machinery and Equipmen					Transportation Equipment		Repairs and Maintena- nce - Furniture and Fixtures	Other Property, Plant and Equipme- nt
						Buildings	Other Structure s	Machiner- y	Office Equipme- nt	Informati- on and Communi- cation Technolo- gy Equipme- nt	Agricultu- ral and Forestry Equipme- nt	Technica- l and Scientific Equipme- nt	Motor Vehicles	Other Transporta- tion Equipme- nt		
Research and Development (R&D)	-	1,750	1,610	-	-	-	-	-	-	-	-	-	250	300	-	-
R&D on the National Rice Program	-	-	1,100	-	-	-	-	-	-	-	-	-	250	-	-	-
R&D on the National Livestock Program	-	-	-	-	-	-	-	-	-	-	-	-	-	-	-	-
R&D on the National Corn Program	-	-	-	-	-	-	-	-	-	-	-	-	-	-	-	-
Implementation of various agricultural research and development activities	-	1,750	510	-	-	-	-	-	-	-	-	-	-	300	-	-
MFO 3: IRRIGATION NETWORK SERVICES	-	-	-	-	-	-	-	-	-	-	-	-	-	-	-	-
Irrigation Network Planning and Contract Management Services- Restoration/ Rehabilitation/ Construction of Small-Scale Irrigation Projects	-	-	-	-	-	-	-	-	-	-	-	-	-	-	-	-
National Rice Program	-	-	-	-	-	-	-	-	-	-	-	-	-	-	-	-
National High-Value Crops Program	-	-	-	-	-	-	-	-	-	-	-	-	400	-	-	-
MFO 4: FARM-TO-MARKET ROAD (FMR) NETWORK SERVICES	-	-	804	-	-	-	-	-	-	-	-	-	-	-	-	-
Farm-to-Market Road (FMR) network planning and monitoring services	-	-	804	-	-	-	-	-	-	-	-	-	400	-	-	-
MFO 5: AGRICULTURAL EQUIPMENT AND FACILITIES SUPPORT SERVICES	-	-	-	-	-	-	-	-	-	-	-	-	-	-	-	-
Provision of Agricultural Equipment and Facilities (PAEF)	-	-	-	-	-	-	-	-	-	-	-	-	-	-	-	-
PAEF for the National Rice Program	-	-	-	-	-	-	-	-	-	-	-	-	-	-	-	-
PAEF for the National Livestock Program	-	-	-	-	-	-	-	-	-	-	-	-	-	-	-	-
PAEF for the National High-Value Crops Program	-	-	-	-	-	-	-	-	-	-	-	-	-	-	-	-
PAEF for the promotion and development of organic agriculture	-	-	-	-	-	-	-	-	-	-	-	-	110	-	-	-
MFO 6: PLANT AND ANIMAL REGULATION SERVICES	-	-	220	-	-	-	-	-	-	-	-	-	70	-	-	-
Quality control and inspection	-	-	220	-	-	-	-	-	-	-	-	-	40	-	-	-
Registration and licensing	-	-	-	-	-	-	-	-	-	-	-	-	-	-	-	-
TOTAL, Operations	-	1,750	27,062	449	1,500	1,298	2,196	145	370	35	185	450	4,123	530	30	380
TOTAL PROGRAMS	118	1,750	27,422	1,949	1,500	1,398	2,196	145	405	35	185	450	4,438	530	30	380
GRANDTOTAL	118	1,750	27,422	1,949	1,500	1,398	2,196	145	405	35	185	450	4,438	530	30	380

Prepared by:


ROWENDA R. BURIAS
 AO IV/OIC, Budget Section


JOSEFA M. TIDACAN
 Chief, PMED

Noted by:


ALBERTO D. OCAMPO
 OIC, Regional Executive Director

**BP FORM 201 - SCHEDULE B
OBLIGATIONS, BY OBJECT OF EXPENDITURES
MAINTENANCE AND OTHER OPERATING EXPENSES
(IN P'000)**

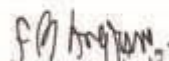
Department: Department of Agriculture (DA)																
Operating Unit: All																
Programs / Activity / Projects	FINANCIAL				TAXES, INSURANCE PREMIUMS AND OTHER FEES		OTHER MAINTENANCE AND OTHER OPERATING EXPENSES									TOTAL
	Subsidies - Others	Taxes, Duties and Licenses	Fidelity Bond Premiums	Insurance Expenses	Labor and Wages	Advertising Expenses	Printing and Publication Expenses	Representation Expenses	Transportation and Delivery Expenses	RENT/LEASE EXPENSES		SUBSCRIPTION		Donations	Other Maintenance and Operating Expenses	
										Rents - Building and Structures	Rents - Motor Vehicles	Other Subscription Expenses				
	50214990-00	50215010-01	50215020-00	50215030-00	50218010-00	50299010-00	50299020-00	50299030-00	50299040-00	50299050-01	50299050-03	50299070-00	50299080-00	50299890-99		
A. PROGRAMS																
General Administration and Support																
General management and supervision	-	50	50	100	180	55	-	80	-	-	20	30	-	150	5,385	
Regional Field Unit - XIII	-	50	50	100	180	55	-	80	-	-	20	30	-	150	5,385	
TOTAL, General Administration and Support	-	50	50	100	180	55	-	80	-	-	20	30	-	150	5,385	
Support to Operations																
Development of organizational policies, plans and procedures	-	-	-	-	-	-	50	1,587	-	-	-	-	-	280	3,174	
Regional Field Unit - XIII	-	-	-	-	-	-	50	1,587	-	-	-	-	-	280	3,174	
TOTAL, Support to Operations	-	50	50	100	180	55	50	1,667	-	-	20	30	-	430	8,559	
Operations																
MFO 2: TECHNICAL AND SUPPORT SERVICES	5,200	-	800	10	7,751	2,721	2,615	10,870	500	150	555	100	-	41,923	418,179	
Production Support Services (PSS)	-	-	800	10	5,686	716	300	4,913	400	-	240	-	-	4,137	298,751	
PSS on the National Rice Program	-	-	-	-	1,262	-	-	2,000	-	-	-	-	-	1,676	50,506	
PSS on the National Livestock Program	-	-	-	-	650	450	300	951	100	-	-	-	-	360	20,884	
PSS on the National Corn Program	-	-	-	-	1,065	-	-	105	-	-	-	-	-	759	38,017	
PSS on the National High-Value Crops Program	-	-	-	10	1,734	266	-	1,857	300	-	240	-	-	998	177,117	
PSS on the promotion and development of organic agriculture	-	-	-	-	-	-	-	-	-	-	-	-	-	252	4,675	
Implementation of various production support activities	-	-	800	-	975	-	-	-	-	-	-	-	-	92	7,552	
Market Development Services (MDS)	-	-	-	-	-	-	-	892	50	150	-	-	-	200	6,484	
MDS on the National Livestock Program	-	-	-	-	-	-	-	100	-	-	-	-	-	-	300	
Implementation of various market development activities	-	-	-	-	-	-	-	792	50	150	-	-	-	200	6,184	
Extension Support, Education and Training Services (ESETS)	200	-	-	-	450	1,900	2,290	3,790	-	-	165	100	-	37,021	88,533	
ESETS on the National Rice Program	-	-	-	-	100	650	740	905	-	-	15	-	-	17,695	44,896	
ESETS on the National Livestock Program	-	-	-	-	-	-	-	-	-	-	-	-	-	8,151	8,451	
ESETS on the National Corn Program	-	-	-	-	50	570	600	1,750	-	-	50	-	-	4,737	11,369	
ESETS on the National High-Value Crops Program	-	-	-	-	-	600	850	115	-	-	100	100	-	5,538	16,821	
ESETS on the promotion and development of organic agriculture	200	-	-	-	300	80	100	1,020	-	-	-	-	-	900	6,996	

Department: Department of Agriculture (DA)

Operating Unit: All

Programs / Activity / Projects	FINANCIAL TAXES, INSURANCE PREMIUMS AND OTHER FEES				Labor and Wages	OTHER MAINTENANCE AND OTHER OPERATING EXPENSES										TOTAL
	Subsidies - Others	Taxes, Duties and Licenses	Fidelity Bond Premiums	Insurance Expenses		Advertising Expenses	Printing and Publication Expenses	Representation Expenses	Transportation and Delivery Expenses	RENT/LEASE EXPENSES		SUBSCRIPTION	Donations	Other Maintenance and Operating Expenses		
										Rents - Building and Structures	Rents - Motor Vehicles	Other Subscription Expenses				
Research and Development (R&D)	5,000	-	-	-	1,615	105	25	1,275	50	-	150	-	-	565	24,411	
R&D on the National Rice Program	-	-	-	-	1,360	-	25	725	50	-	150	-	-	265	10,904	
R&D on the National Livestock Program	-	-	-	-	-	-	-	-	-	-	-	-	-	-	200	
R&D on the National Corn Program	-	-	-	-	65	-	-	-	-	-	-	-	-	-	555	
Implementation of various agricultural research and development activities	5,000	-	-	-	190	105	-	550	-	-	-	-	-	300	12,752	
MFO 3: IRRIGATION NETWORK SERVICES	-	-	-	-	-	-	-	-	-	-	-	-	-	-	1,518	
Irrigation Network Planning and Contract Management Services-Restoration/ Rehabilitation/ Construction of Small-Scale Irrigation Projects	-	-	-	-	-	-	-	-	-	-	-	-	-	-	1,518	
National Rice Program	-	-	-	-	-	-	-	-	-	-	-	-	-	-	150	
National High-Value Crops Program	-	-	-	-	-	-	-	-	-	-	-	-	-	-	1,368	
MFO 4: FARM-TO-MARKET ROAD (FMR) NETWORK SERVICES	-	-	-	-	-	-	-	125	-	-	-	-	-	261	3,440	
Farm-to-Market Road (FMR) network planning and monitoring services	-	-	-	-	-	-	-	125	-	-	-	-	-	261	3,440	
MFO 5: AGRICULTURAL EQUIPMENT AND FACILITIES SUPPORT SERVICES	-	-	-	-	-	-	-	-	-	-	-	-	8,620	-	11,880	
Provision of Agricultural Equipment and Facilities (PAEF)	-	-	-	-	-	-	-	-	-	-	-	-	8,620	-	11,880	
PAEF for the National Rice Program	-	-	-	-	-	-	-	-	-	-	-	-	3,000	-	3,080	
PAEF for the National Livestock Program	-	-	-	-	-	-	-	-	-	-	-	-	5,620	-	6,000	
PAEF for the National High-Value Crops Program	-	-	-	-	-	-	-	-	-	-	-	-	-	-	2,470	
PAEF for the promotion and development of organic agriculture	-	-	-	-	-	-	-	-	-	-	-	-	-	-	330	
MFO 6: PLANT AND ANIMAL REGULATION SERVICES	-	-	-	-	-	-	-	50	-	-	-	-	-	30	1,142	
Quality control and inspection	-	-	-	-	-	-	-	50	-	-	-	-	-	-	590	
Registration and licensing	-	-	-	-	-	-	-	-	-	-	-	-	-	30	552	
TOTAL, Operations	5,200	-	800	10	7,751	2,721	2,615	11,045	500	150	555	100	8,620	42,214	436,159	
TOTAL PROGRAMS	5,200	50	850	110	7,931	2,776	2,665	12,712	500	150	575	130	8,620	42,644	444,718	
GRANDTOTAL	5,200	50	850	110	7,931	2,776	2,665	12,712	500	150	575	130	8,620	42,644	444,718	

Prepared by:


ROWENDA R. BURIÁS
 AO IV/OIC, Budget Section

Noted by:


JOSEFA M. GADACAN
 Chief, PMED


ALBERTO D. OCAMPO
 OIC, Regional Executive Director