

BP FORM 201 - SCHEDULE A

OBLIGATIONS, BY OBJECT OF EXPENDITURES


PERSONNEL SERVICES


(In P'000)

DEPARTMENT: Department of Agriculture (DA)		AGENCY: Office of the Secretary		APPROPRIATION SOURCE: New Appropriation		YEAR: 2021 - GAA															
OPERATING UNIT: All																					
Cost Structure / Activities / Projects	Key Program Code(s)	Salaries and Wages - Regular	Personal Economic Relief Allowance (PERA)	Representation Allowance (RA)	Transportation Allowance (TA)	Clothing/Uniform Allowance	Year End Bonus	Cash Gift	Other Bonuses and Allowances		Pag-IBIG Contributions	PhilHealth Contributions	Employees Compensation Insurance			TOTAL	Retirement and Life Insurance Premiums	TOTAL WITH RLIP			
		Basic Salary - Civilian	PERA - Civilian	Representation Allowance (RA)	Transportation Allowance (TA)	Clothing/Uniform Allowance - Civilian	Bonus - Civilian	Cash Gift - Civilian	Productivity Enhancement Incentive Civilian	Mid-Year Bonus - Civilian	Pag-IBIG - Civilian	PhilHealth - Civilian	ECIP - Civilian	Lump-sum for Step Increments - Length of Service	Loyalty Award - Civilian						
A. PROGRAMS																					
General Administration and Support		1000000000000000																			
General management and supervision		100000100001000	20,017	1,104	372	372	276	1,668	230	230	1,668	55	210	55	50	75	26,382	2,402	28,784		
TOTAL, General Administration and Support			20,017	1,104	372	372	276	1,668	230	230	1,668	55	210	55	50	75	26,382	2,402	28,784		
Support to Operations		2000000000000000																			
Development or organizational policies, plans and procedures		200000100005000	6,490	336	60	60	84	541	70	70	541	17	75	17	16	-	8,377	779	9,156		
Maintenance of Integrated management activities		200000100008000	9,637	504	60	60	126	803	105	105	803	25	107	25	24	5	12,389	1,156	13,545		
TOTAL, Support to Operations		200000100009000	661	24	-	-	6	55	5	5	55	1	7	1	2	-	822	79	901		
TOTAL, Support to Operations			16,788	864	120	120	216	1,399	180	180	1,399	43	189	43	42	5	21,588	2,014	23,602		
Operations		3000000000000000																			
OO : Productivity in the agricultural sector increased		3100000000000000	40,721	2,160	240	240	540	3,394	450	450	3,394	108	476	108	101	-	52,382	4,887	57,269		
TECHNICAL AND SUPPORT SERVICES PROGRAM		3101000000000000																			
SERVICES (PSS) SUB-PROGRAM		3101010000000000																			
support services activities		310101100006000	15,720	864	120	120	216	1,310	180	180	1,310	43	187	43	39	-	20,332	1,886	22,218		
SERVICES (MDS) SUB-PROGRAM		3101020000000000																			
development services activities		310102100006000	6,130	312	60	60	78	511	65	65	511	16	70	16	15	-	7,909	736	8,645		
TOTAL, Support to Operations			6,130	312	60	60	78	511	65	65	511	16	70	16	15	-	7,909	736	8,645		


Cost Structure / Activities / Projects	Key Program Code(s)	Salaries and Wages - Regular	Personal Economic Relief Allowance (PERA)	Representation Allowance (RA)	Transportation Allowance (TA)	Clothing/Uniform Allowance	Year End Bonus	Cash Gift	Other Bonuses and Allowances		Pag-IBIG Contributions	PhilHealth Contributions	Employee Compensation Insurance			TOTAL	Retirement and Life Insurance Premiums	TOTAL WITH RLIP
		Basic Salary - Civilian	PERA - Civilian	Representation Allowance (RA)	Transportation Allowance (TA)	Clothing/Uniform Allowance - Civilian	Bonus - Civilian	Cash Gift - Civilian	Productivity Enhancement Incentive - Civilian	Mid-Year Bonus - Civilian	Pag-IBIG - Civilian	PhilHealth - Civilian	ECIP - Civilian	Lump-sum for Step Increments - Length of Service	Loyalty Award - Civilian			
DEVELOPMENT (R&D) SUB-PROGRAM	3101040000000000	14,483	744	60	60	186	1,207	155	155	1,207	37	165	37	36	-	18,532	1,738	20,270
Other research and development activities	310104100006000	14,483	744	60	60	186	1,207	155	155	1,207	37	165	37	36	-	18,532	1,738	20,270
REGULATORY SUPPORT PROGRAM	3104000000000000	4,388	240	-	-	60	366	50	50	366	12	54	12	11	-	5,609	527	6,136
Quality control and inspection	310400100001000	4,388	240	-	-	60	366	50	50	366	12	54	12	11	-	5,609	527	6,136
TOTAL Operations		40,721	2,160	240	240	540	3,394	450	450	3,394	108	476	108	101	-	52,382	4,887	57,269
TOTAL PROGRAMS		77,526	4,128	732	732	1,032	6,461	860	860	6,461	206	875	206	193	80	100,352	9,303	109,655
TOTAL OBLIGATIONS																		

Prepared by:


ROCKY JAY A. PEARSON, CPA
 OIC, Budget Section


JOSEFA M. GIDACAN
 Chief, PMED

Approved by:


ABEL JAMES L. MONTEAGUDO
 Regional Executive Director