

QUARTERLY REPORT OF REVENUE AND OTHER RECEIPTS
As at the Quarter Ending December 31, 2020


FAR No. 5

Department : DEPARTMENT OF AGRICULTURE
Agency : OFFICE OF THE SECRETARY
Operating Unit : REGIONAL FIELD UNIT NO. XIII
Organization Code (UAC) : 0500103000016
Funding Source Code (as clustered) : FUND CLUSTER 01 - REGULAR AGENCY FUND

493,576.42

CLASSIFICATION / SOURCES OF REVENUE AND OTHER RECEIPTS	UACS Code	REVENUE TARGET (Annual)	ACTUAL REVENUE AND OTHER RECEIPTS COLLECTIONS					CUMULATIVE REMITTANCE / DEPOSITS TO DATE			VARIANCE		REMARKS
			1st Quarter	2nd Quarter	3rd Quarter	4th Quarter	TOTAL	Remittance to BTR	Deposited with AGDB	TOTAL	AMOUNT	%	
1	2	3	4	5	6	7	8=(4+5+6+7)	9	10	11=(9+10)	12=(8-3)	13=(12/3)	14
A. Regular Agency Fund (Fund Cluster Code 01)													
A.1. Revenue Collections													
A.1.1 Cash Revenue													
Tax													
Documentary Stamp Tax	40104010 00						-			-	-		
Non-Tax													
Service Income													
Permit Fees													
Other Permit Fees	40201010 99	5,900.00					-			-	(5,900.00)	-100%	
Registration Fees	40201020 00	103,660.00	36,302.50	18,800.00	21,320.00	23,140.00	99,562.50	99,562.50		99,562.50	(4,097.50)	-4%	
Clearance and Certification Fees													
Clearance Fees	40201040 01		50.00				50.00	50.00		50.00	50.00	#DIV/0!	
Certification Fees	40201040 02	1,500.00					-			-	(1,500.00)	-100%	
Inspection Fees	40201100 00	1,900.00	2,017.75	932.20	2,989.88	6,169.56	12,109.39	12,109.39		12,109.39	10,209.39	537%	
Verification and Authentication Fees													
Accreditation Fees	40201110 01	7,000.00					-			-	(7,000.00)	-100%	
Other Service Income													
Other Service Income	40201990 99	497,700.00	160,279.00	107,340.00	73,549.00	50,040.00	391,208.00	391,208.00		391,208.00	(106,492.00)	-0.213968254	
Miscellaneous Income													
Miscellaneous Income (e.g. Liquidated Damages)	40609990 00						25,217.15	25,217.15		25,217.15	25,217.15	#DIV/0!	
A.1.2 Non-Cash Revenue													
Tax													
Non-Tax													
Collections effected through outright deductions from claims							-						
	40609990 00												
Miscellaneous Income (e.g. Liquidated Damages)			37,739.34	324,124.84	334,821.02	582,308.83	1,278,994.03	785,417.61		785,417.61	1,278,994.03	#DIV/0!	Remittance to BTR includes prior year LD from Regular and Trust Fund LD (remitted under Regular Fund)
A.2. Non-Revenue Collections/Other Receipts													
A.2.1 Cash Receipts													
Others													
Refund of Cash Advances	19901000 00						-			-	-	#DIV/0!	
Advances to Disbursing Officer	19901030 00		30,647.40	28,273.75	711.00	27,825.10	87,457.25	87,457.25		87,457.25	87,457.25	#DIV/0!	
Advances to Officers and Employees	19901040 00		796.00	1,100.00			1,896.00	1,896.00		1,896.00	1,896.00	#DIV/0!	
Refund of Overpayment	50000000 00						-			-	-	#DIV/0!	
Other Professional Services	50211990 00					1,964.38	1,964.38	1,964.38		1,964.38	1,964.38	#DIV/0!	
Other Maintenance and Operating Expenses	50299990 02					145,000.00	145,000.00	145,000.00		145,000.00	145,000.00	#DIV/0!	
Refund of Fund Transfer	10300000 00						-			-	-	#DIV/0!	
Due from NGAs	10303010 00					320,783.65	320,783.65	320,783.65		320,783.65	320,783.65	#DIV/0!	
Due from LGUs	10303030 00		1,231,681.56	18,425.67	981,582.49	2,181,506.01	4,413,195.73	4,413,195.73		4,413,195.73	4,413,195.73	#DIV/0!	
Disallowances	10305010 00						-			-	-	#DIV/0!	
Other (e.g. AWOP)	10300000 00						-			-	-	#DIV/0!	
Due from Other Funds	10304040 00					33,030.42	33,030.42	33,030.42		33,030.42			
A.2.2 Non-Cash Receipts													
Collections effected through outright deductions from claims							-						
Overpayment of expenses	50200000 00						-			-	-	#DIV/0!	
Other Professional Services	50211990 00						-	12,754.10		12,754.10	-		Remittances are from Overpayment of expense in 2019
Disallowances	10305010 00						-			-	-	#DIV/0!	
Other (e.g. AWOP)							-			-	-	#DIV/0!	
Due from Officers and Employees	10305020 00						-			-	-	#DIV/0!	
Due from NGOs/POs	10305030 00						-			-	-	#DIV/0!	
Other Receivables	10305990 00						-			-	-	#DIV/0!	
TOTAL		617,660.00	1,499,513.55	498,996.46	1,414,973.39	3,396,985.10	6,810,468.50	6,329,646.18	-	6,329,646.18	6,159,778.08		


Prepared by :


GEZELLE JOY A. BAJAO, CPA
Accountant I


Certified Correct :


MINNIE B. DACERA, CPA
OIC, Accounting Section

Recommending Approval


CORAZON A. YAMIT
OIC, Admin/Finance Division

Approved By :


ABEL JAMES I. MONTEAGUDO
Regional Executive Director

6,192,808.50

QUARTERLY REPORT OF REVENUE AND OTHER RECEIPTS
As at the Quarter Ending December 31, 2020

Department : DEPARTMENT OF AGRICULTURE
Agency/Entity : OFFICE OF THE SECRETARY
Operating Unit : REGIONAL FIELD UNIT NO. XIII
Organization Code (UACS : 05 001 03 000016
Fund Cluster : 07 - TRUST RECEIPTS


CLASSIFICATION / SOURCES OF REVENUE AND OTHER RECEIPTS	UACS Code	REVENUE TARGET (Annual)	ACTUAL REVENUE AND OTHER RECEIPTS COLLECTIONS					CUMULATIVE REMITTANCE / DEPOSITS TO DATE			VARIANCE		REMARKS
			1st Quarter	2nd Quarter	3rd Quarter	4th Quarter	TOTAL	Remittance to IBTr	Deposited with AGDB	TOTAL	AMOUNT	%	
1	2	3	4	5	6	7	8=(4+5+6+7)	9	10	11=(9+10)	12=(8-3)	13=(12/3)	14
G. Trust Receipts (Fund Cluster Code 07)													
G.1. Inter-Agency Transferred Funds (IATF) Deposited with the National Treasury													
Due to NGAs	2020105000		4,131,325.00	(4,023,350.00)	1,607,641.60	-	1,715,616.60	530,075.00	1,185,541.60	1,715,616.60	1,715,616.60		
Due to GOCCs	2020106000												
Due to LGUs	2020107000						-			-			
G.2. Other Trust Receipts Deposited with the National Treasury													
Retention Fees	2040104000												
Performance Bond	2040104000	739,453.00	187,285.90	63,986.00		93,980.00	345,251.90		345,251.90	345,251.90	(394,201.10)		
Bail Bonds							-			-			
Others (Pls. specify)													
G.3. Other Trust Receipts Deposited with Authorized Government Depository Banks (AGDB)													
Proceeds from sale of bid documents	2040101000	2,674,980.00	624,000.00	25,000.00	136,000.00	364,500.00	1,149,500.00		1,149,500.00	1,149,500.00	(1,525,480.00)		
Donation for Disaster Risk Reduction and Management Program													
Other Trust Liabilities (Performance Bond)						2,945.00	2,945.00		2,945.00	2,945.00			Bidder's bond
TOTAL		3,414,433.00	4,942,610.90	(3,934,364.00)	1,743,641.60	461,425.00	3,213,313.50	530,075.00	2,683,238.50	3,213,313.50	(204,064.50)		

(201,119.50)

2,751,888.50

(201,119.50)

Prepared by :


GEZELLE JOY A. BAJOR, CPA
Accountant I

Certified Correct :


MINNIE IVY B. DACERA, CPA
OIC, Accounting Section

Recommending Approval


CORAZON A. YAMIT
OIC, Admin/Finance Division

Approved By :


ABEL JAMES T. MONTEAGUDO
Regional Executive Director