

STATEMENT OF APPROVED BUDGET, UTILIZATIONS, DISBURSEMENTS AND BALANCES FOR TRUST RECEIPTS
(for Implementing Agency use only)


FAR NO. 6

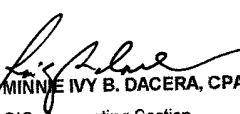
As of the Quarter Ending December 31, 2020


X	Inter Agency Fund Transfer
	Grants and Donations (Less than 12 months)


Department : Department of Agriculture
 Agency/Entity : Office of the Secretary
 Operating Unit : Region 13, Caraga
 Organization Code (UACS) : 05 001 03 00016
 Fund Cluster : 07 - Trust Receipts

Source Agency and Particulars	UACS CODE/PAP of the Source Agency	Approved Budget			Utilizations					Disbursements					Balances		
		Approved Budgeted Revenue /Receipts	Adjustments (Additions, Reductions, Modifications/ Augmentations)	Adjusted Budgeted Revenue	1st Quarter Ending March 31	2nd Quarter Ending June 30	3rd Quarter Ending Sept. 30	4th Quarter Ending Dec. 31	Total	1st Quarter Ending March 31	2nd Quarter Ending June 30	3rd Quarter Ending Sept. 30	4th Quarter Ending Dec. 31	Total	Unutilized Budget	(10-19) = (17+18)	
																Due and Demandable	Not Yet Due and Demandable
1	2	3	4	5=(3+)(-4)	6	7	8	9	10=(6+7+8+9)	11	12	13	14	15=(11+12+13+14)	16=(5-10)	17	18
CY 2020 Fund Receipts																	
Philippine Council for Agriculture and Fishery Council (PCAF)																	
1) CY 2020 funds for AFC Consultations																	
PS																	
MOOE																	
CO																	
2) CY 2020 Monitoring Activities																	
PS																	
MOOE																	
CO																	
Bureau of Agricultural Research (BAR)																	
"Yield Performance of Different Cacao Varieties/Clones under 1) Caraga Region Condition" (Phase II)																	
PS																	
MOOE																	
CO																	
GRAND TOTAL		1,343,900.00	-	1,343,900.00	-	80,005.40	329,119.00	571,449.46	980,573.86	-	-	195,544.40	369,532.46	565,076.86	363,326.14	-	415,497.00
PS																	
MOOE		1,343,900.00		1,343,900.00		80,005.40	329,119.00	571,449.46	980,573.86			195,544.40	369,532.46	565,076.86	363,326.14		415,497.00
CO																	

Prepared by :

 ESTHER H. OPENIANO
 Admin. Asst. III
 Date : _____

Certified Correct :

 MINNIE IVY B. DACERA, CPA
 OIC, Accounting Section
 Date : _____

Certified Correct :

 ROCKY JAYA, PEARSON, CPA
 OIC, Budget Section
 Date : _____

Approved by :

 ABEL JAMES P. MONTEAGUDO
 Regional Executive Director
 Date : _____

STATEMENT OF APPROVED BUDGET, UTILIZATIONS, DISBURSEMENTS AND BALANCES FOR TRUST RECEIPTS

(for Implementing Agency use only)


As of the Quarter Ending December 31, 2020


FAR NO. 6


X	Inter Agency Fund Transfer
	Grants and Donations (Less than 12 months)


Department : Department of Agriculture
Agency/Entity : Office of the Secretary
Operating Unit : Region 13, Caraga
Organization Code (UACS) : 05 001 03 00016
Fund Cluster : 07 - Trust Receipts

Source Agency and Particulars	UACS CODE/PAP of the Source Agency	Approved Budget			Utilizations					Disbursements					Balances		
		Approved Budgeted Revenue /Receipts	Adjustments (Additions, Reductions, Modifications/ Augmentations)	Adjusted Budgeted Revenue	1st Quarter Ending March 31	2nd Quarter Ending June 30	3rd Quarter Ending Sept. 30	4th Quarter Ending Dec. 31	Total	1st Quarter Ending March 31	2nd Quarter Ending June 30	3rd Quarter Ending Sept. 30	4th Quarter Ending Dec. 31	Total	Unutilized Budget	Due and Demandable	Not Yet Due and Demandable
1	2	3	4	5=(3+)(-4)	6	7	8	9	10=(6+7+8+9)	11	12	13	14	15=(11+12+13+14)	16=(5-10)	17	18
CY 2019 Fund Receipts																	
Philippine Council for Agriculture, Aquatic and Natural Resources Research and Dev't (PCAARD)		1,138,371.47	317,541.60	1,455,913.07	670,464.09	384,310.60	223,350.00	172,788.38	1,450,913.07	83,042.40	729,950.29	401,222.00	236,698.38	1,450,913.07	5,000.00	-	-
<i>Year 1 : "Development of Caraga Black Native Chicken through Selection and Breeding as Potencial Niche Product In Caraga Region"</i>																	
PS																	
MOOE	LRD	1,088,371.47	317,541.60	1,405,913.07	625,464.09	384,310.60	223,350.00	172,788.38	1,405,913.07	83,042.40	684,950.29	401,222.00	236,698.38	1,405,913.07	-	-	-
CO	LRD	50,000.00		50,000.00	45,000.00				45,000.00		45,000.00			45,000.00	5,000.00	-	-
Philippine Council for Agriculture and Fishery Council (PCAF)		97,162.50	-	97,162.50	97,162.50	-	-	-	97,162.50	97,162.50	-	-	-	97,162.50	-	-	-
<i>1) CY 2019 funds for AFC Consultations</i>																	
PS																	
MOOE	301010000/50299080-00	91,575.50		91,575.50	91,575.50	-	-	-	91,575.50	91,575.50	-	-	-	91,575.50	-	-	-
CO																	
<i>2) CY 2019 funds as support to RAFC Office</i>																	
PS																	
MOOE	301030000/50299080-00	5,587.00		5,587.00	5,587.00	-	-	-	5,587.00	5,587.00	-	-	-	5,587.00	-	-	-
CO																	
Bureau of Agricultural Research (BAR)		4,023,350.00	-	4,023,350.00	139,893.52	622,806.91	535,172.57	765,692.29	2,063,566.29	26,475.62	447,890.91	634,976.57	844,262.28	1,953,605.38	1,959,784.71	-	109,959.91
<i>"Development of Early Warning System and Data Management of Corn Arthropod Pest and Diseases in Caraga Region"</i>																	
PS		1,542,850.00	-	1,542,850.00	15,811.00	238,302.73	240,708.07	374,850.00	869,671.80	15,811.00	238,302.73	203,813.07	313,430.00	771,356.80	673,178.20	-	98,315.00
MOOE	310104100/50299080-00	1,542,850.00		1,542,850.00	15,811.00	238,302.73	240,708.07	374,850.00	869,671.80	15,811.00	238,302.73	203,813.07	313,430.00	771,356.80	673,178.20		98,315.00
CO																	
<i>"On-Farm Participatory Evaluation in Caraga Region : Nutrient Expert for Cassava ."</i>																	
PS		633,325.00	-	633,325.00		126,900.00	23,407.50	61,004.29	211,311.79			93,807.50	105,859.38	199,666.88	422,013.21	-	11,644.91
MOOE	310104100/50299080-00	633,325.00		633,325.00		126,900.00	23,407.50	61,004.29	211,311.79			93,807.50	105,859.38	199,666.88	422,013.21		11,644.91
CO																	
<i>"Expanded Collection, Evaluation and Improvement of Traditional Corn Varieties in Caraga Region."</i>																	
PS		1,847,175.00	-	1,847,175.00	124,082.52	257,604.18	271,057.00	329,838.00	982,581.70	10,664.62	209,588.18	337,356.00	424,972.90	982,581.70	864,593.30	-	-
MOOE	310104100/50299080-00	1,847,175.00		1,847,175.00	124,082.52	257,604.18	271,057.00	329,838.00	982,581.70	10,664.62	209,588.18	337,356.00	424,972.90	982,581.70	864,593.30		-
CO																	
GRAND TOTAL		5,258,883.97	317,541.60	5,576,425.57	907,520.11	1,007,117.51	758,522.57	938,480.67	3,611,640.86	206,680.52	1,177,841.20	1,036,198.57	1,080,960.66	3,501,680.95	1,964,784.71	-	109,959.91
PS																	
MOOE		5,208,883.97	317,541.60	5,526,425.57	862,520.11	1,007,117.51	758,522.57	938,480.67	3,566,640.86	206,680.52	1,132,841.20	1,036,198.57	1,080,960.66	3,456,680.95	1,959,784.71	-	109,959.91
CO		50,000.00		50,000.00	45,000.00				45,000.00		45,000.00			45,000.00	5,000.00		

Prepared by :

 ESTHER H. OPEMIANO
 Admin. Asst. III
 Date : _____

Certified Correct :

 MINNIE IVY B. DACERA, CPA
 OIC, Accounting Section
 Date : _____


 ROCKY JAY A. PEARSON, CPA
 OIC, Budget Section
 Date : _____

Approved by :

 ABEL JAMES MONTEBAGO
 Regional Executive Director
 Date : _____