

STATEMENT OF APPROPRIATIONS, ALLOTMENTS, OBLIGATIONS, DISBURSEMENTS AND BALANCES  
As at the Quarter Ending March 31, 2021

Department : Department of Agriculture (DA)  
Agency/Entity : Office of the Secretary  
Operating Unit : Regional Field Office - X  
Organization Code (UACS) : 05 001 0300013  
Fund Cluster : 01 - Regular Agency Fund

X	Current Year Appropriations
	Supplemental Appropriations
	Continuing Appropriations

Particulars	UACS CODE	Appropriation			Allotments					Current Year Obligations					Current Year Disbursements					Balances			
		Authorized Appropriation	Adjustments (To)/From, Modifications/Augmentations	Adjusted Appropriations	Allotments Received	Adjustments (Reductions, Modifications/Augmentations)	Transfer To	Transfer From	Adjusted Total Allotments	1st Quarter Ending March 31	2nd Quarter Ending June 30	3rd Quarter Ending September 30	4th Quarter Ending December 31	Total	1st Quarter Ending March 31	2nd Quarter Ending June 30	3rd Quarter Ending September 30	4th Quarter Ending December 31	Total	Unreleased Appropriations	Unobligated Allotment	Unpaid Obligations (15-20) = (23+24)	
		3	4	5=(3+4)	6	7	8	9	10=[(6+7)-(8+9)]	11	12	13	14	15=11+12+13+14	16	17	18	19	20=16+17+18+19	21=(5-10)	22=(10-15)	23	24
I. Agency Specific Budget		1,153,672,000.00	(467,415,000.00)	686,257,000.00	679,172,000.00	0.00	0.00	7,085,000.00	686,257,000.00	119,719,588.42	0.00	0.00	0.00	119,719,588.42	35,241,144.78	0.00	0.00	0.00	35,241,144.78	0.00	566,537,411.58	0.00	84,478,443.64
Specific Budgets of National Government Agencies	110101	1,153,672,000.00	(467,415,000.00)	686,257,000.00	679,172,000.00	0.00	0.00	7,085,000.00	686,257,000.00	119,719,588.42	0.00	0.00	0.00	119,719,588.42	35,241,144.78	0.00	0.00	0.00	35,241,144.78	0.00	566,537,411.58	0.00	84,478,443.64
General Administration and Support	1E+14	32,382,000.00	0.00	32,382,000.00	32,382,000.00	0.00	0.00	0.00	32,382,000.00	7,865,684.32	0.00	0.00	0.00	7,865,684.32	4,796,319.77	0.00	0.00	0.00	4,796,319.77	0.00	24,516,315.68	0.00	3,069,364.55
General management and supervision	1E+14	32,382,000.00	0.00	32,382,000.00	32,382,000.00	0.00	0.00	0.00	32,382,000.00	7,865,684.32	0.00	0.00	0.00	7,865,684.32	4,796,319.77	0.00	0.00	0.00	4,796,319.77	0.00	24,516,315.68	0.00	3,069,364.55
PS		26,382,000.00	0.00	26,382,000.00	26,382,000.00	0.00	0.00	0.00	26,382,000.00	4,920,913.77	0.00	0.00	0.00	4,920,913.77	4,126,989.38	0.00	0.00	0.00	4,126,989.38	0.00	21,461,086.23	0.00	793,924.39
MOOE		5,962,000.00	0.00	5,962,000.00	5,962,000.00	0.00	0.00	0.00	5,962,000.00	2,944,770.55	0.00	0.00	0.00	2,944,770.55	669,330.39	0.00	0.00	0.00	669,330.39	0.00	3,017,229.45	0.00	2,275,440.16
FINEX		38,000.00	0.00	38,000.00	38,000.00	0.00	0.00	0.00	38,000.00	0.00	0.00	0.00	0.00	0.00	0.00	0.00	0.00	0.00	0.00	0.00	38,000.00	0.00	0.00
CO		0.00	0.00	0.00	0.00	0.00	0.00	0.00	0.00	0.00	0.00	0.00	0.00	0.00	0.00	0.00	0.00	0.00	0.00	0.00	0.00	0.00	0.00
Administration of Personnel Benefits	1E+14	0.00	0.00	0.00	0.00	0.00	0.00	0.00	0.00	0.00	0.00	0.00	0.00	0.00	0.00	0.00	0.00	0.00	0.00	0.00	0.00	0.00	0.00
PS		0.00	0.00	0.00	0.00	0.00	0.00	0.00	0.00	0.00	0.00	0.00	0.00	0.00	0.00	0.00	0.00	0.00	0.00	0.00	0.00	0.00	0.00
Sub-Total, General Administration and Support		32,382,000.00	0.00	32,382,000.00	32,382,000.00	0.00	0.00	0.00	32,382,000.00	7,865,684.32	0.00	0.00	0.00	7,865,684.32	4,796,319.77	0.00	0.00	0.00	4,796,319.77	0.00	24,516,315.68	0.00	3,069,364.55
PS		26,382,000.00	0.00	26,382,000.00	26,382,000.00	0.00	0.00	0.00	26,382,000.00	4,920,913.77	0.00	0.00	0.00	4,920,913.77	4,126,989.38	0.00	0.00	0.00	4,126,989.38	0.00	21,461,086.23	0.00	793,924.39
MOOE		5,962,000.00	0.00	5,962,000.00	5,962,000.00	0.00	0.00	0.00	5,962,000.00	2,944,770.55	0.00	0.00	0.00	2,944,770.55	669,330.39	0.00	0.00	0.00	669,330.39	0.00	3,017,229.45	0.00	2,275,440.16
FINEX		38,000.00	0.00	38,000.00	38,000.00	0.00	0.00	0.00	38,000.00	0.00	0.00	0.00	0.00	0.00	0.00	0.00	0.00	0.00	0.00	0.00	38,000.00	0.00	0.00
CO		0.00	0.00	0.00	0.00	0.00	0.00	0.00	0.00	0.00	0.00	0.00	0.00	0.00	0.00	0.00	0.00	0.00	0.00	0.00	0.00	0.00	0.00
Support to Operations	2E+14	81,539,000.00	7,085,000.00	88,624,000.00	81,539,000.00	0.00	0.00	7,085,000.00	88,624,000.00	15,709,694.14	0.00	0.00	0.00	15,709,694.14	10,312,365.07	0.00	0.00	0.00	10,312,365.07	0.00	72,914,305.85	0.00	5,397,329.07
Information and Communication Technology (ICT) management	2E+14	3,300,000.00	0.00	3,300,000.00	3,300,000.00	0.00	0.00	0.00	3,300,000.00	0.00	0.00	0.00	0.00	0.00	0.00	0.00	0.00	0.00	0.00	0.00	3,300,000.00	0.00	0.00
PS		0.00	0.00	0.00	0.00	0.00	0.00	0.00	0.00	0.00	0.00	0.00	0.00	0.00	0.00	0.00	0.00	0.00	0.00	0.00	0.00	0.00	0.00
MOOE		2,400,000.00	0.00	2,400,000.00	2,400,000.00	0.00	0.00	0.00	2,400,000.00	0.00	0.00	0.00	0.00	0.00	0.00	0.00	0.00	0.00	0.00	0.00	2,400,000.00	0.00	0.00
FINEX		0.00	0.00	0.00	0.00	0.00	0.00	0.00	0.00	0.00	0.00	0.00	0.00	0.00	0.00	0.00	0.00	0.00	0.00	0.00	0.00	0.00	0.00
CO		900,000.00	0.00	900,000.00	900,000.00	0.00	0.00	0.00	900,000.00	0.00	0.00	0.00	0.00	0.00	0.00	0.00	0.00	0.00	0.00	0.00	900,000.00	0.00	0.00
Development of organizational policies, plans and procedures	2E+14	12,811,000.00	0.00	12,811,000.00	12,811,000.00	0.00	0.00	0.00	12,811,000.00	3,552,329.79	0.00	0.00	0.00	3,552,329.79	2,451,282.36	0.00	0.00	0.00	2,451,282.36	0.00	9,258,670.21	0.00	1,101,047.43
PS		8,377,000.00	0.00	8,377,000.00	8,377,000.00	0.00	0.00	0.00	8,377,000.00	1,747,275.24	0.00	0.00	0.00	1,747,275.24	1,746,373.30	0.00	0.00	0.00	1,746,373.30	0.00	6,629,724.76	0.00	901.94
MOOE		4,434,000.00	0.00	4,434,000.00	4,434,000.00	0.00	0.00	0.00	4,434,000.00	1,805,054.55	0.00	0.00	0.00	1,805,054.55	704,909.06	0.00	0.00	0.00	704,909.06	0.00	2,628,545.45	0.00	1,100,145.49
FINEX		0.00	0.00	0.00	0.00	0.00	0.00	0.00	0.00	0.00	0.00	0.00	0.00	0.00	0.00	0.00	0.00	0.00	0.00	0.00	0.00	0.00	0.00
CO		0.00	0.00	0.00	0.00	0.00	0.00	0.00	0.00	0.00	0.00	0.00	0.00	0.00	0.00	0.00	0.00	0.00	0.00	0.00	0.00	0.00	0.00
Operation and maintenance of the integrated laboratories	2E+14	18,543,000.00	0.00	18,543,000.00	18,543,000.00	0.00	0.00	0.00	18,543,000.00	3,112,819.15	0.00	0.00	0.00	3,112,819.15	2,888,850.08	0.00	0.00	0.00	2,888,850.08	0.00	15,430,180.85	0.00	233,969.07
PS		12,389,000.00	0.00	12,389,000.00	12,389,000.00	0.00	0.00	0.00	12,389,000.00	2,696,379.04	0.00	0.00	0.00	2,696,379.04	2,651,118.13	0.00	0.00	0.00	2,651,118.13	0.00	9,692,820.96	0.00	15,260.91
MOOE		6,154,000.00	0.00	6,154,000.00	6,154,000.00	0.00	0.00	0.00	6,154,000.00	416,440.11	0.00	0.00	0.00	416,440.11	207,731.99	0.00	0.00	0.00	207,731.99	0.00	5,737,559.89	0.00	208,708.16
FINEX		0.00	0.00	0.00	0.00	0.00	0.00	0.00	0.00	0.00	0.00	0.00	0.00	0.00	0.00	0.00	0.00	0.00	0.00	0.00	0.00	0.00	0.00
CO		0.00	0.00	0.00	0.00	0.00	0.00	0.00	0.00	0.00	0.00	0.00	0.00	0.00	0.00	0.00	0.00	0.00	0.00	0.00	0.00	0.00	0.00
Field program management activities	2E+14	42,267,000.00	0.00	42,267,000.00	42,267,000.00	0.00	0.00	0.00	42,267,000.00	8,268,036.47	0.00	0.00	0.00	8,268,036.47	4,652,041.62	0.00	0.00	0.00	4,652,041.62	0.00	33,998,963.53	0.00	3,615,994.85
PS		822,000.00	0.00	822,000.00	822,000.00	0.00	0.00	0.00	822,000.00	700,398.71	0.00	0.00	0.00	700,398.71	700,000.00	0.00	0.00	0.00	700,000.00	0.00	121,601.29	0.00	398.71
MOOE		40,945,000.00	0.00	40,945,000.00	40,945,000.00	0.00	0.00	0.00	40,945,000.00	7,567,637.76	0.00	0.00	0.00	7,567,637.76	3,952,041.62	0.00	0.00	0.00	3,952,041.62	0.00	33,777,362.24	0.00	3,615,994.85
FINEX		0.00	0.00	0.00	0.00	0.00	0.00	0.00	0.00	0.00	0.00	0.00	0.00	0.00	0.00	0.00	0.00	0.00	0.00	0.00	0.00	0.00	0.00
CO		500,000.00	0.00	500,000.00	500,000.00	0.00	0.00	0.00	500,000.00	0.00	0.00	0.00	0.00	0.00	0.00	0.00	0.00	0.00	0.00	0.00	500,000.00	0.00	0.00
Quick Response Fund	2E+14	0.00	7,085,000.00	7,085,000.00	0.00	0.00	0.00	7,085,000.00	7,085,000.00	0.00	0.00	0.00	0.00	0.00	0.00	0.00	0.00	0.00	0.00	0.00	7,085,000.00	0.00	0.00
MOOE		0.00	7,085,000.00	7,085,000.00	0.00	0.00	0.00	7,085,000.00	7,085,000.00	0.00	0.00	0.00	0.00	0.00	0.00	0.00	0.00	0.00	0.00	0.00	7,085,000.00	0.00	0.00
CO		0.00	0.00	0.00	0.00	0.00	0.00	0.00	0.00	0.00	0.00	0.00	0.00	0.00	0.00	0.00	0.00	0.00	0.00	0.00	0.00	0.00	0.00
Agriculture and fishery engineering support activities	2E+14	4,618,000.00	0.00	4,618,000.00	4,618,000.00	0																	

STATEMENT OF APPROPRIATIONS, ALLOTMENTS, OBLIGATIONS, DISBURSEMENTS AND BALANCES  
As at the Quarter Ending March 31, 2021

Department : Department of Agriculture (DA)  
Agency/Entity : Office of the Secretary  
Operating Unit : Regional Field Office - X  
Organization Code (UACS) : 05 001 0300013  
Fund Cluster : 01 - Regular Agency Fund

X	Current Year Appropriations
	Supplemental Appropriations
	Continuing Appropriations

Particulars	UACS CODE	Appropriation					Allotments				Current Year Obligations					Current Year Disbursements					Balances			
		Authorized Appropriation	Adjustments (Transfer To/From, Modifications/Augmentations)	Adjusted Appropriations	Allotments Received	Adjustments (Reductions, Modifications/Augmentations)	Transfer To	Transfer From	Adjusted Total Allotments	1st Quarter Ending March 31	2nd Quarter Ending June 30	3rd Quarter Ending September 30	4th Quarter Ending December 31	Total	1st Quarter Ending March 31	2nd Quarter Ending June 30	3rd Quarter Ending September 30	4th Quarter Ending December 31	Total	Unreleased Appropriations	Unobligated Allotment	Unpaid Obligations (15-20) = (23+24)		
		3	4	5=(3+4)	6	7	8	9	10=[(6+7)-8+9]	11	12	13	14	15=11+12+13+14	16	17	18	19	20=16+17+18+19	21=(5-10)	22=(10-15)	23	24	
EXTENSION SUPPORT, EDUCATION AND TRAINING SERVICES (ESETS) SUB-PROGRAM	3.10103E+14	69,685,000.00	0.00	69,685,000.00	69,685,000.00	0.00	0.00	69,685,000.00	3,553,602.45	0.00	0.00	0.00	3,553,602.45	367,270.56	0.00	0.00	0.00	367,270.56	0.00	66,131,397.55	0.00	3,186,331.89		
ESETS on the National Rice Program	3.10103E+14	27,674,000.00	0.00	27,674,000.00	27,674,000.00	0.00	0.00	27,674,000.00	757,240.00	0.00	0.00	0.00	757,240.00	244,942.02	0.00	0.00	0.00	244,942.02	0.00	26,916,760.00	0.00	512,297.98		
PS		0.00	0.00	0.00	0.00	0.00	0.00	0.00	0.00	0.00	0.00	0.00	0.00	0.00	0.00	0.00	0.00	0.00	0.00	0.00	0.00	0.00		
MOOE		27,674,000.00	0.00	27,674,000.00	27,674,000.00	0.00	0.00	27,674,000.00	757,240.00	0.00	0.00	0.00	757,240.00	244,942.02	0.00	0.00	0.00	244,942.02	0.00	26,916,760.00	0.00	512,297.98		
CO		0.00	0.00	0.00	0.00	0.00	0.00	0.00	0.00	0.00	0.00	0.00	0.00	0.00	0.00	0.00	0.00	0.00	0.00	0.00	0.00	0.00		
ESETS on the National Livestock Program	3.10103E+14	10,390,000.00	0.00	10,390,000.00	10,390,000.00	0.00	0.00	10,390,000.00	82,900.00	0.00	0.00	0.00	82,900.00	30,000.00	0.00	0.00	0.00	30,000.00	0.00	10,308,000.00	0.00	52,000.00		
PS		0.00	0.00	0.00	0.00	0.00	0.00	0.00	0.00	0.00	0.00	0.00	0.00	0.00	0.00	0.00	0.00	0.00	0.00	0.00	0.00	0.00		
MOOE		10,390,000.00	0.00	10,390,000.00	10,390,000.00	0.00	0.00	10,390,000.00	82,900.00	0.00	0.00	0.00	82,900.00	30,000.00	0.00	0.00	0.00	30,000.00	0.00	10,308,000.00	0.00	52,000.00		
CO		0.00	0.00	0.00	0.00	0.00	0.00	0.00	0.00	0.00	0.00	0.00	0.00	0.00	0.00	0.00	0.00	0.00	0.00	0.00	0.00	0.00		
ESETS on the National Corn Program	3.10103E+14	10,791,000.00	0.00	10,791,000.00	10,791,000.00	0.00	0.00	10,791,000.00	1,188,105.00	0.00	0.00	0.00	1,188,105.00	9,500.00	0.00	0.00	0.00	9,500.00	0.00	9,602,895.00	0.00	1,178,605.00		
PS		0.00	0.00	0.00	0.00	0.00	0.00	0.00	0.00	0.00	0.00	0.00	0.00	0.00	0.00	0.00	0.00	0.00	0.00	0.00	0.00	0.00		
MOOE		10,791,000.00	0.00	10,791,000.00	10,791,000.00	0.00	0.00	10,791,000.00	1,188,105.00	0.00	0.00	0.00	1,188,105.00	9,500.00	0.00	0.00	0.00	9,500.00	0.00	9,602,895.00	0.00	1,178,605.00		
CO		0.00	0.00	0.00	0.00	0.00	0.00	0.00	0.00	0.00	0.00	0.00	0.00	0.00	0.00	0.00	0.00	0.00	0.00	0.00	0.00	0.00		
ESETS on the National High-Value Crops Development Program	3.10103E+14	14,652,000.00	0.00	14,652,000.00	14,652,000.00	0.00	0.00	14,652,000.00	748,457.45	0.00	0.00	0.00	748,457.45	82,828.54	0.00	0.00	0.00	82,828.54	0.00	13,903,542.55	0.00	665,628.91		
PS		0.00	0.00	0.00	0.00	0.00	0.00	0.00	0.00	0.00	0.00	0.00	0.00	0.00	0.00	0.00	0.00	0.00	0.00	0.00	0.00	0.00		
MOOE		14,652,000.00	0.00	14,652,000.00	14,652,000.00	0.00	0.00	14,652,000.00	748,457.45	0.00	0.00	0.00	748,457.45	82,828.54	0.00	0.00	0.00	82,828.54	0.00	13,903,542.55	0.00	665,628.91		
CO		0.00	0.00	0.00	0.00	0.00	0.00	0.00	0.00	0.00	0.00	0.00	0.00	0.00	0.00	0.00	0.00	0.00	0.00	0.00	0.00	0.00		
ESETS on the Promotion and Development of Organic Agriculture	3.10103E+14	5,928,000.00	0.00	5,928,000.00	5,928,000.00	0.00	0.00	5,928,000.00	777,800.00	0.00	0.00	0.00	777,800.00	0.00	0.00	0.00	0.00	0.00	0.00	5,150,200.00	0.00	777,800.00		
PS		0.00	0.00	0.00	0.00	0.00	0.00	0.00	0.00	0.00	0.00	0.00	0.00	0.00	0.00	0.00	0.00	0.00	0.00	0.00	0.00	0.00		
MOOE		5,928,000.00	0.00	5,928,000.00	5,928,000.00	0.00	0.00	5,928,000.00	777,800.00	0.00	0.00	0.00	777,800.00	0.00	0.00	0.00	0.00	0.00	0.00	5,150,200.00	0.00	777,800.00		
CO		0.00	0.00	0.00	0.00	0.00	0.00	0.00	0.00	0.00	0.00	0.00	0.00	0.00	0.00	0.00	0.00	0.00	0.00	0.00	0.00	0.00		
ESETS on the Halal Food Industry Development Program	3.10103E+14	250,000.00	0.00	250,000.00	250,000.00	0.00	0.00	250,000.00	0.00	0.00	0.00	0.00	0.00	0.00	0.00	0.00	0.00	0.00	0.00	250,000.00	0.00	0.00		
PS		0.00	0.00	0.00	0.00	0.00	0.00	0.00	0.00	0.00	0.00	0.00	0.00	0.00	0.00	0.00	0.00	0.00	0.00	0.00	0.00	0.00		
MOOE		250,000.00	0.00	250,000.00	250,000.00	0.00	0.00	250,000.00	0.00	0.00	0.00	0.00	0.00	0.00	0.00	0.00	0.00	0.00	0.00	250,000.00	0.00	0.00		
CO		0.00	0.00	0.00	0.00	0.00	0.00	0.00	0.00	0.00	0.00	0.00	0.00	0.00	0.00	0.00	0.00	0.00	0.00	0.00	0.00	0.00		
RESEARCH AND DEVELOPMENT (R&D) SUB-PROGRAM	3.10104E+14	31,984,000.00	0.00	31,984,000.00	31,984,000.00	0.00	0.00	31,984,000.00	8,596,145.30	0.00	0.00	0.00	8,596,145.30	4,835,853.92	0.00	0.00	0.00	4,835,853.92	0.00	23,387,854.70	0.00	3,760,291.38		
R&D on the National Rice Program	3.10104E+14	9,195,000.00	0.00	9,195,000.00	9,195,000.00	0.00	0.00	9,195,000.00	3,948,756.46	0.00	0.00	0.00	3,948,756.46	1,015,708.12	0.00	0.00	0.00	1,015,708.12	0.00	5,246,243.54	0.00	2,933,048.34		
PS		0.00	0.00	0.00	0.00	0.00	0.00	0.00	0.00	0.00	0.00	0.00	0.00	0.00	0.00	0.00	0.00	0.00	0.00	0.00	0.00	0.00		
MOOE		9,125,000.00	0.00	9,125,000.00	9,125,000.00	0.00	0.00	9,125,000.00	3,948,756.46	0.00	0.00	0.00	3,948,756.46	1,015,708.12	0.00	0.00	0.00	1,015,708.12	0.00	5,176,243.54	0.00	2,933,048.34		
CO		70,000.00	0.00	70,000.00	70,000.00	0.00	0.00	70,000.00	0.00	0.00	0.00	0.00	0.00	0.00	0.00	0.00	0.00	0.00	0.00	70,000.00	0.00	0.00		
R&D on the National Corn Program	3.10104E+14	2,397,000.00	0.00	2,397,000.00	2,397,000.00	0.00	0.00	2,397,000.00	287,610.85	0.00	0.00	0.00	287,610.85	61,244.00	0.00	0.00	0.00	61,244.00	0.00	2,109,389.15	0.00	226,365.85		
PS		0.00	0.00	0.00	0.00	0.00	0.00	0.00	0.00	0.00	0.00	0.00	0.00	0.00	0.00	0.00	0.00	0.00	0.00	0.00	0.00	0.00		
MOOE		2,397,000.00	0.00	2,397,000.00	2,397,000.00	0.00	0.00	2,397,000.00	287,610.85	0.00	0.00	0.00	287,610.85	61,244.00	0.00	0.00	0.00	61,244.00	0.00	2,109,389.15	0.00	226,365.85		
CO		0.00	0.00	0.00	0.00	0.00	0.00	0.00	0.00	0.00	0.00	0.00	0.00	0.00	0.00	0.00	0.00	0.00	0.00	0.00	0.00	0.00		
Other research and development activities	3.10104E+14	20,392,000.00	0.00	20,392,000.00	20,392,000.00	0.00	0.00	20,392,000.00	4,359,777.99	0.00	0.00	0.00	4,359,777.99	3,758,901.80	0.00	0.00	0.00	3,758,901.80	0.00	16,032,222.01	0.00	600,876.15		
PS		18,532,000.00	0.00	18,532,000.00	18,532,000.00	0.00	0.00	18,532,000.00	4,228,710.99	0.00	0.00	0.00	4,228,710.99	3,714,626.54	0.00	0.00	0.00	3,714,626.54	0.00	14,303,289.01	0.00	514,084.45		
MOOE		1,860,000.00	0.00	1,860,000.00	1,860,000.00	0.00	0.00	1,860,000.00	131,067.00	0.00	0.00	0.00	131,067.00	44,275.26	0.00	0.00	0.00	44,275.26	0.00	1,728,933.00	0.00	86,791.74		
CO		0.00	0.00	0.00	0.00	0.00	0.00	0.00	0.00	0.00	0.00	0.00	0.00	0.00	0.00	0.00	0.00	0.00	0.00	0.00	0.00	0.00		
AGRICULTURAL MACHINERY, EQUIPMENT, FACILITIES AND INFRASTRUCTURES PROGRAM	3.102E+14	596,225,000.00	(474,500,000.00)	121,725,000.00	121,725,000.00	0.00	0.00	121,725,000.00	8,110,422.87	0.00	0.00	0.00	8,110,422.87	181,946.06	0.00	0.00	0.00	181,946.06	0.00	113,614,577.13	0.00	7,928,476.81		
AGRICULTURAL MACHINERY, EQUIPMENT, AND FACILITIES SUPPORT SERVICES SUB-PROGRAM	3.10201E+14	115,325,000.00	0.00	115,325,000.00	115,325,000.00	0.00	0.00	115,325,000.00	7,080,200.00	0.00	0.00	0.00	7,080,200.00	0.00	0.00	0.00	0.00	0.00	0.00	108,244,800.00	0.00	7,080,200.00		
Provision of Agricultural Equipment and Facilities (PAEF) on the	3.10201E+14	43,423,000.00	0.00	43,423,000.00	43,423,000.00	0.00	0.00	43,423,000.00	0.00	0.00	0.00	0.00	0.00	0.00	0.00	0.00	0.00	0.00	0.00	43,423,000.00	0.00	0.00		
PS																								



STATEMENT OF APPROPRIATIONS, ALLOTMENTS, OBLIGATIONS, DISBURSEMENTS AND BALANCES  
As at the Quarter Ending March 31, 2021

Department : Department of Agriculture (DA)  
Agency/Entity : Office of the Secretary  
Operating Unit : Regional Field Office - X  
Organization Code (UACS) : 05 001 0300013  
Fund Cluster : 01 - Regular Agency Fund

X Current Year Appropriations  
Supplemental Appropriations  
Continuing Appropriations

Particulars	UACS CODE	Appropriation			Allotments			Current Year Obligations					Current Year Disbursements					Balances						
		Authorized Appropriation	Adjustments (Transfer To)/From, Modifications/Augmentations	Adjusted Appropriations	Allotments Received	Adjustments (Reductions, Modifications/Augmentations)	Transfer To	Transfer From	Adjusted Total Allotments	1st Quarter Ending March 31	2nd Quarter Ending June 30	3rd Quarter Ending September 30	4th Quarter Ending December 31	Total	1st Quarter Ending March 31	2nd Quarter Ending June 30	3rd Quarter Ending September 30	4th Quarter Ending December 31	Total	Unreleased Appropriations	Unobligated Allotment	Unpaid Obligations (15-20) = (23+24)		
		3	4	5=(3+4)	6	7	8	9	10=[(6+)-(7)-8+9]	11	12	13	14	15=11+12+13+14	16	17	18	19	20=16+17+18+19	21=(5-10)	22=[10-15]	23	24	
MODE		0.00	0.00	0.00	0.00	0.00	0.00	0.00	0.00	0.00	0.00	0.00	0.00	0.00	0.00	0.00	0.00	0.00	0.00	0.00	0.00	0.00	0.00	0.00
FINEX		0.00	0.00	0.00	0.00	0.00	0.00	0.00	0.00	0.00	0.00	0.00	0.00	0.00	0.00	0.00	0.00	0.00	0.00	0.00	0.00	0.00	0.00	0.00
CO		0.00	0.00	0.00	0.00	0.00	0.00	0.00	0.00	0.00	0.00	0.00	0.00	0.00	0.00	0.00	0.00	0.00	0.00	0.00	0.00	0.00	0.00	0.00
III. Special Purpose Fund		0.00	0.00	0.00	0.00	0.00	0.00	0.00	0.00	0.00	0.00	0.00	0.00	0.00	0.00	0.00	0.00	0.00	0.00	0.00	0.00	0.00	0.00	0.00
National Disaster Risk Reduction and Management Fund (	1101401	0.00	0.00	0.00	0.00	0.00	0.00	0.00	0.00	0.00	0.00	0.00	0.00	0.00	0.00	0.00	0.00	0.00	0.00	0.00	0.00	0.00	0.00	0.00
MODE		0.00	0.00	0.00	0.00	0.00	0.00	0.00	0.00	0.00	0.00	0.00	0.00	0.00	0.00	0.00	0.00	0.00	0.00	0.00	0.00	0.00	0.00	0.00
CO		0.00	0.00	0.00	0.00	0.00	0.00	0.00	0.00	0.00	0.00	0.00	0.00	0.00	0.00	0.00	0.00	0.00	0.00	0.00	0.00	0.00	0.00	0.00
Contingent Fund	1101402	0.00	0.00	0.00	0.00	0.00	0.00	0.00	0.00	0.00	0.00	0.00	0.00	0.00	0.00	0.00	0.00	0.00	0.00	0.00	0.00	0.00	0.00	0.00
MODE		0.00	0.00	0.00	0.00	0.00	0.00	0.00	0.00	0.00	0.00	0.00	0.00	0.00	0.00	0.00	0.00	0.00	0.00	0.00	0.00	0.00	0.00	0.00
CO		0.00	0.00	0.00	0.00	0.00	0.00	0.00	0.00	0.00	0.00	0.00	0.00	0.00	0.00	0.00	0.00	0.00	0.00	0.00	0.00	0.00	0.00	0.00
Miscellaneous Personnel Benefits Fund	1101406	0.00	0.00	0.00	0.00	0.00	0.00	0.00	0.00	0.00	0.00	0.00	0.00	0.00	0.00	0.00	0.00	0.00	0.00	0.00	0.00	0.00	0.00	0.00
PS		0.00	0.00	0.00	0.00	0.00	0.00	0.00	0.00	0.00	0.00	0.00	0.00	0.00	0.00	0.00	0.00	0.00	0.00	0.00	0.00	0.00	0.00	0.00
MODE		0.00	0.00	0.00	0.00	0.00	0.00	0.00	0.00	0.00	0.00	0.00	0.00	0.00	0.00	0.00	0.00	0.00	0.00	0.00	0.00	0.00	0.00	0.00
Pension and Gratuity Fund	1101407	0.00	0.00	0.00	0.00	0.00	0.00	0.00	0.00	0.00	0.00	0.00	0.00	0.00	0.00	0.00	0.00	0.00	0.00	0.00	0.00	0.00	0.00	0.00
PS		0.00	0.00	0.00	0.00	0.00	0.00	0.00	0.00	0.00	0.00	0.00	0.00	0.00	0.00	0.00	0.00	0.00	0.00	0.00	0.00	0.00	0.00	0.00
GRAND TOTAL		1,162,975,000.00	(467,415,000.00)	695,560,000.00	688,475,000.00	0.00	0.00	7,085,000.00	695,560,000.00	121,247,699.74	0.00	0.00	0.00	121,247,699.74	36,769,256.10	0.00	0.00	0.00	36,769,256.10	0.00	574,312,390.26	0.00	84,478,443.64	0.00
PS		109,655,000.00	0.00	109,655,000.00	109,655,000.00	0.00	0.00	0.00	109,655,000.00	23,842,338.09	0.00	0.00	0.00	23,842,338.09	22,009,089.79	0.00	0.00	0.00	22,009,089.79	0.00	85,812,661.91	0.00	1,835,248.30	0.00
MODE		440,010,000.00	7,085,000.00	447,095,000.00	440,010,000.00	0.00	0.00	7,085,000.00	447,095,000.00	82,067,476.65	0.00	0.00	0.00	82,067,476.65	14,760,166.31	0.00	0.00	0.00	14,760,166.31	0.00	365,027,523.35	0.00	67,307,310.34	0.00
FinEX		38,000.00	0.00	38,000.00	38,000.00	0.00	0.00	0.00	38,000.00	0.00	0.00	0.00	0.00	0.00	0.00	0.00	0.00	0.00	0.00	0.00	38,000.00	0.00	0.00	0.00
CO		613,272,000.00	(474,500,000.00)	138,772,000.00	138,772,000.00	0.00	0.00	0.00	138,772,000.00	15,337,885.00	0.00	0.00	0.00	15,337,885.00	0.00	0.00	0.00	0.00	0.00	0.00	123,434,115.00	0.00	15,337,885.00	0.00


Recapitulation by OO:

I. Agency Specific Budget	Authorized Appropriation	Adjustments (Transfer To)/From, Modifications/Augmentations	Adjusted Appropriations	Allotments Received	Adjustments (Reductions, Modifications/Augmentations)	Transfer To	Transfer From	Adjusted Total Allotments	1st Quarter Ending March 31	2nd Quarter Ending June 30	3rd Quarter Ending September 30	4th Quarter Ending December 31	Total	1st Quarter Ending March 31	2nd Quarter Ending June 30	3rd Quarter Ending September 30	4th Quarter Ending December 31	Total	Unreleased Appropriations	Unobligated Allotment	Due and Demandable	Not Yet Due and Demandable	
TECHNICAL AND SUPPORT SERVICES PROGRAM	3.101E+14	345,205,000.00	0.00	345,205,000.00	345,205,000.00	0.00	0.00	345,205,000.00	77,427,468.63	0.00	0.00	0.00	77,427,468.63	13,700,316.10	0.00	0.00	0.00	13,700,316.10	0.00	267,777,531.37	0.00	63,727,152.53	0.00
AGRICULTURAL MACHINERY, EQUIPMENT, FACILITIES AND	3.102E+14	586,225,000.00	(474,500,000.00)	121,725,000.00	121,725,000.00	0.00	0.00	121,725,000.00	8,110,422.87	0.00	0.00	0.00	8,110,422.87	181,946.06	0.00	0.00	0.00	181,946.06	0.00	113,614,577.13	0.00	7,928,476.81	0.00
AGRICULTURE AND FISHERY POLICY PROGRAM	3.103E+14	0.00	0.00	0.00	0.00	0.00	0.00	0.00	0.00	0.00	0.00	0.00	0.00	0.00	0.00	0.00	0.00	0.00	0.00	0.00	0.00	0.00	0.00
AGRICULTURE AND FISHERY REGULATORY SUPPORT PROGRAM	3.104E+14	8,450,000.00	0.00	8,450,000.00	8,450,000.00	0.00	0.00	8,450,000.00	1,731,826.31	0.00	0.00	0.00	1,731,826.31	1,537,161.91	0.00	0.00	0.00	1,537,161.91	0.00	6,698,173.69	0.00	214,664.40	0.00
LOCALLY-FUNDED AND FOREIGN-ASSISTED PROGRAM	3.105E+14	89,871,000.00	0.00	89,871,000.00	89,871,000.00	0.00	0.00	89,871,000.00	8,854,492.15	0.00	0.00	0.00	8,854,492.15	4,713,035.87	0.00	0.00	0.00	4,713,035.87	0.00	81,016,507.85	0.00	4,141,458.28	0.00


Certified Correct:

  
ROCKY JAY A. PEARSON, CPA  
OIC, Budget Section

Certified Correct:


  
MINNIE IVY B. DACERA, CPA  
OIC, Accounting Section

Recommending Approval:

  
CORAZON A. YAMIT  
Supervising Administrative Officer

Approved by:

ABEL JAMES I. MONTEAGUDO  
Regional Executive Director

By the Authority of the  
Regional Executive Director  
  
NICANDRO AL. NAVIA, JR.  
RTD for Research, Regulations  
and integrated Laboratories