

STATEMENT OF APPROPRIATIONS, ALLOTMENTS, OBLIGATIONS, DISBURSEMENTS AND BALANCES
As at the Quarter Ending March 31, 2021

Department : Department of Agriculture (DA)
Agency/Entity : Office of the Secretary
Operating Unit : Regional Field Office - XIII
Organization Code (UACS) : 05 001 0300013
Fund Cluster : 01 - Regular Agency Fund

	Current Year Appropriations
X	Supplemental Appropriations
	Continuing Appropriations


Particulars	UACS CODE	Appropriation			Allotments					Current Year Obligations		Current Year Disbursements		Balances			
		Authorized Appropriation	Adjustments (Transfer To)/From, Realignment	Adjusted Appropriations	Allotments Received	Adjustments (Withdrawal, Realignment)	Transfer To	Transfer From	Adjusted Total Allotments	1st Quarter	Total	1st Quarter	Total	Unreleased Appropriations	Unobligated Allotment	Unpaid Obligations (15-20) = (23+24)	
										Ending Mar. 31		Ending Mar. 31				Due and Demandable	Not Yet Due and Demandable
1	2	3	4	5=(3+4)	6	7	8	9	10=[(6+(-7))-8+9]	11	15=(11+12+13+14)	16	20=(16+17+18+19)	21=(5-10)	22=(10-15)	23	24
III. Special Purpose Fund		0.00	44,742,724.39	44,742,724.39	44,742,724.39	0.00	0.00	0.00	44,742,724.39	5,143,023.60	5,143,023.60	369,126.29	369,126.29	0.00	39,599,700.79	0.00	4,773,897.31
Agriculture Stimulus Package of Bayanihan II	1102415	0.00	44,742,724.39	44,742,724.39	44,742,724.39	0.00	0.00	0.00	44,742,724.39	5,143,023.60	5,143,023.60	369,126.29	369,126.29	0.00	39,599,700.79	0.00	4,773,897.31
SUPPORT TO OPERATIONS	2000000000000000	0.00	17,578,594.14	17,578,594.14	17,578,594.14	0.00	0.00	0.00	17,578,594.14	3,529,023.10	3,529,023.10	339,526.29	339,526.29	0.00	14,049,571.04	0.00	3,189,496.81
Development of organizational policies, plans and procedures	200000100005000	0.00	4,298,594.14	4,298,594.14	4,298,594.14	0.00	0.00	0.00	4,298,594.14	2,195,791.70	2,195,791.70	253,536.39	253,536.39	0.00	2,102,802.44	0.00	1,942,255.31
MOOE			4,038,594.14	4,038,594.14	4,038,594.14				4,038,594.14	1,975,056.70	1,975,056.70	253,536.39	253,536.39	0.00	2,063,537.44		1,721,520.31
CO			260,000.00	260,000.00	260,000.00				260,000.00	220,735.00	220,735.00	0.00	0.00	0.00	39,265.00		220,735.00
Operation and maintenance of the integrated laboratories	200000100008000	0.00	13,280,000.00	13,280,000.00	13,280,000.00	0.00	0.00	0.00	13,280,000.00	1,333,231.40	1,333,231.40	85,989.90	85,989.90	0.00	11,946,768.60	0.00	1,247,241.50
MOOE			960,000.00	960,000.00	960,000.00				960,000.00	642,079.40	642,079.40	85,989.90	85,989.90	0.00	317,920.60		556,089.50
CO			12,320,000.00	12,320,000.00	12,320,000.00				12,320,000.00	691,152.00	691,152.00	0.00	0.00	0.00	11,628,848.00		691,152.00
Operations	3000000000000000	0.00	27,164,130.25	27,164,130.25	27,164,130.25	0.00	0.00	0.00	27,164,130.25	1,614,000.50	1,614,000.50	29,600.00	29,600.00	0.00	25,550,129.75	0.00	1,584,400.50
OO : Productivity in the agricultural sector increased	3000000000000000	0.00	27,164,130.25	27,164,130.25	27,164,130.25	0.00	0.00	0.00	27,164,130.25	1,614,000.50	1,614,000.50	29,600.00	29,600.00	0.00	25,550,129.75	0.00	1,584,400.50
TECHNICAL AND SUPPORT SERVICES PROGRAM	3101000000000000	0.00	22,700,573.95	22,700,573.95	22,700,573.95	0.00	0.00	0.00	22,700,573.95	445,000.50	445,000.50	29,600.00	29,600.00	0.00	22,255,573.45	0.00	415,400.50
PRODUCTION SUPPORT SERVICES (PSS) SUB-PROGRAM	3101010000000000	0.00	2,319,473.95	2,319,473.95	2,319,473.95	0.00	0.00	0.00	2,319,473.95	445,000.50	445,000.50	29,600.00	29,600.00	0.00	1,874,473.45	0.00	415,400.50
National Rice Program	310101100001000	0.00	1,354,013.00	1,354,013.00	1,354,013.00	0.00	0.00	0.00	1,354,013.00	439,250.50	439,250.50	23,850.00	23,850.00	0.00	914,762.50	0.00	415,400.50
MOOE			1,354,013.00	1,354,013.00	1,354,013.00				1,354,013.00	439,250.50	439,250.50	23,850.00	23,850.00	0.00	914,762.50		415,400.50
CO			0.00	0.00	0.00				0.00	0.00	0.00	0.00	0.00	0.00	0.00		0.00
National Livestock Program	310101100002000	0.00	209,250.89	209,250.89	209,250.89	0.00	0.00	0.00	209,250.89	0.00	0.00	0.00	0.00	0.00	209,250.89	0.00	0.00
MOOE			158,250.00	158,250.00	158,250.00				158,250.00	0.00	0.00	0.00	0.00	0.00	158,250.00		0.00
CO			51,000.89	51,000.89	51,000.89				51,000.89	0.00	0.00	0.00	0.00	0.00	51,000.89		0.00
National Corn Program	310101100003000	0.00	692,260.00	692,260.00	692,260.00	0.00	0.00	0.00	692,260.00	5,750.00	5,750.00	5,750.00	5,750.00	0.00	686,510.00	0.00	0.00
MOOE			692,260.00	692,260.00	692,260.00				692,260.00	5,750.00	5,750.00	5,750.00	5,750.00	0.00	686,510.00		0.00
CO			0.00	0.00	0.00				0.00	0.00	0.00	0.00	0.00	0.00	0.00		0.00
National High Value Crops Development	310101100004000	0.00	63,950.06	63,950.06	63,950.06	0.00	0.00	0.00	63,950.06	0.00	0.00	0.00	0.00	0.00	63,950.06	0.00	0.00
MOOE			770.00	770.00	770.00				770.00	0.00	0.00	0.00	0.00	0.00	770.00		0.00
CO			63,180.06	63,180.06	63,180.06				63,180.06	0.00	0.00	0.00	0.00	0.00	63,180.06		0.00
MARKET DEVELOPMENT SERVICES (MDS) SUB-PROGRAM	3101020000000000	0.00	20,350,000.00	20,350,000.00	20,350,000.00	0.00	0.00	0.00	20,350,000.00	0.00	0.00	0.00	0.00	0.00	20,350,000.00	0.00	0.00
Market Development Service	310102100007000	0.00	20,350,000.00	20,350,000.00	20,350,000.00	0.00	0.00	0.00	20,350,000.00	0.00	0.00	0.00	0.00	0.00	20,350,000.00	0.00	0.00
MOOE			7,000,000.00	7,000,000.00	7,000,000.00				7,000,000.00	0.00	0.00	0.00	0.00	0.00	7,000,000.00		0.00
CO			13,350,000.00	13,350,000.00	13,350,000.00				13,350,000.00	0.00	0.00	0.00	0.00	0.00	13,350,000.00		0.00
EXTENSION SUPPORT, EDUCATION AND TRAINING SERVICES (ESETS) SUB-PROGRAM	3101030000000000	0.00	31,100.00	31,100.00	31,100.00	0.00	0.00	0.00	31,100.00	0.00	0.00	0.00	0.00	0.00	31,100.00	0.00	0.00
National Corn Program	310103100003000	0.00	30,500.00	30,500.00	30,500.00	0.00	0.00	0.00	30,500.00	0.00	0.00	0.00	0.00	0.00	30,500.00	0.00	0.00
MOOE			30,500.00	30,500.00	30,500.00				30,500.00	0.00	0.00	0.00	0.00	0.00	30,500.00		0.00
CO			0.00	0.00	0.00				0.00	0.00	0.00	0.00	0.00	0.00	0.00		0.00
National High Value Crops Development	310103100004000	0.00	600.00	600.00	600.00	0.00	0.00	0.00	600.00	0.00	0.00	0.00	0.00	0.00	600.00	0.00	0.00
MOOE			600.00	600.00	600.00				600.00	0.00	0.00	0.00	0.00	0.00	600.00		0.00
CO			0.00	0.00	0.00				0.00	0.00	0.00	0.00	0.00	0.00	0.00		0.00
AGRICULTURAL MACHINERY, EQUIPMENT, FACILITIES AND INFRASTRUCTURES PROGRAM	3102000000000000	0.00	18,654.70	18,654.70	18,654.70	0.00	0.00	0.00	18,654.70	0.00	0.00	0.00	0.00	0.00	18,654.70	0.00	0.00
AGRICULTURAL MACHINERY, EQUIPMENT, AND FACILITIES SUPPORT SERVICES SUB-PROGRAM	3102010000000000	0.00	18,654.70	18,654.70	18,654.70	0.00	0.00	0.00	18,654.70	0.00	0.00	0.00	0.00	0.00	18,654.70	0.00	0.00
PAEF on the National High-Value Crops Development Program	310201100004000	0.00	18,654.70	18,654.70	18,654.70	0.00	0.00	0.00	18,654.70	0.00	0.00	0.00	0.00	0.00	18,654.70	0.00	0.00
MOOE			18,654.70	18,654.70	18,654.70				18,654.70	0.00	0.00	0.00	0.00	0.00	18,654.70		0.00
CO			0.00	0.00	0.00				0.00	0.00	0.00	0.00	0.00	0.00	0.00		0.00


STATEMENT OF APPROPRIATIONS, ALLOTMENTS, OBLIGATIONS, DISBURSEMENTS AND BALANCES
As at the Quarter Ending March 31, 2021


Department : Department of Agriculture (DA)
Agency/Entity : Office of the Secretary
Operating Unit : Regional Field Office - XIII
Organization Code (UACS) : 05 001 0300013
Fund Cluster : 01 - Regular Agency Fund

	Current Year Appropriations
X	Supplemental Appropriations
	Continuing Appropriations


Particulars	UACS CODE	Appropriation			Allotments					Current Year Obligations		Current Year Disbursements		Balances			
		Authorized Appropriation	Adjustments (Transfer (To)/From, Realignment)	Adjusted Appropriations	Allotments Received	Adjustments (Withdrawal, Realignment)	Transfer To	Transfer From	Adjusted Total Allotments	1st Quarter	Total	1st Quarter	Total	Unreleased Appropriations	Unobligated Allotment	Unpaid Obligations (15-20) = (23+24)	
										Ending Mar. 31		Ending Mar. 31				Due and Demandable	Not Yet Due and Demandable
1	2	3	4	5=(3+4)	6	7	8	9	10={6+(-)7-8+9}	11	15={11+12+13+14}	16	20={16+17+18+19}	21=(5-10)	22=(10-15)	23	24
LOCALLY-FUNDED AND FOREIGN-ASSISTED PROGRAM	310500000000000	0.00	4,444,901.60	4,444,901.60	4,444,901.60	0.00	0.00	0.00	4,444,901.60	1,169,000.00	1,169,000.00	0.00	0.00	0.00	3,275,901.60	0.00	1,169,000.00
Updating of the Registry System of Basic Sectors in Agriculture (RSBSA)	310500200033000	0.00	4,444,901.60	4,444,901.60	4,444,901.60	0.00	0.00	0.00	4,444,901.60	1,169,000.00	1,169,000.00	0.00	0.00	0.00	3,275,901.60	0.00	1,169,000.00
MOOE			855,901.60	855,901.60	855,901.60				855,901.60	298,100.00	298,100.00	0.00	0.00	0.00	557,801.60		298,100.00
CO			3,589,000.00	3,589,000.00	3,589,000.00				3,589,000.00	870,900.00	870,900.00	0.00	0.00	0.00	2,718,100.00		870,900.00
GRAND TOTAL		0.00	44,742,724.39	44,742,724.39	44,742,724.39	0.00	0.00	0.00	44,742,724.39	5,143,023.60	5,143,023.60	369,126.29	369,126.29	0.00	39,599,700.79	0.00	4,773,897.31
PS		0.00	0.00	0.00	0.00	0.00	0.00	0.00	0.00	0.00	0.00	0.00	0.00	0.00	0.00	0.00	0.00
MOOE		0.00	15,109,543.44	15,109,543.44	15,109,543.44	0.00	0.00	0.00	15,109,543.44	3,360,236.60	3,360,236.60	369,126.29	369,126.29	0.00	11,749,306.84	0.00	2,991,110.31
FinEX		0.00	0.00	0.00	0.00	0.00	0.00	0.00	0.00	0.00	0.00	0.00	0.00	0.00	0.00	0.00	0.00
CO		0.00	29,633,180.95	29,633,180.95	29,633,180.95	0.00	0.00	0.00	29,633,180.95	1,782,787.00	1,782,787.00	0.00	0.00	0.00	27,850,393.95	0.00	1,782,787.00

Certified Correct:

ROCKY JAY A. PEARSON, CPA
OIC, Budget Section

Certified Correct:

MINNIE IVY B. DACERA, CPA
OIC, Accounting Section

Recommending Approval:

CORAZON A. YAMIT
Supervising Administrative Officer

Approved by:
ABEL JAMES I. MONTEAGUDO
Regional Executive Director

By the Authority of the
Regional Executive Director

NICANDRO M. NAVIA, JR.
RTD for Research, Regulations
and Integrated Laboratories