

STATEMENT OF APPROPRIATIONS, ALLOTMENTS, OBLIGATIONS, DISBURSEMENTS AND BALANCES
As at the Quarter Ending December 31, 2020

Department : Department of Agriculture (DA)
Agency/Entity : Office of the Secretary
Operating Unit : Regional
Field Unit - XIII
Organization Code (UACS): 05 001 0300016
Fund Cluster : 01 - Regular Agency Fund

X	Current Year Appropriations
	Supplemental Appropriations
	Continuing Appropriations

Particulars	UACS CODE	Appropriation		Allotments		Current Year Obligations					Current Year Disbursements					Balances							
		Authorized Appropriation	Adjustments (Transfer To/From, Modifications/ Augmentations)	Adjusted Appropriations	Allotments Received	Adjustments (Reductions, Modifications/ Augmentations)	Transfer To	Transfer From	Adjusted Total Allotments	1st Quarter Ending Mar. 31	2nd Quarter Ending June 30	3rd Quarter Ending Sept. 30	4th Quarter Ending Dec. 31	Total	1st Quarter Ending Mar. 31	2nd Quarter Ending June 30	3rd Quarter Ending Sept. 30	4th Quarter Ending Dec. 31	Total	Unreleased Appropriations	Unobligated Allotment	Unpaid Obligations (15-20) = (23+24)	
1	2	3	4	5=(3+4)	6	7	8	9	10=(6+(-17)-8+9)	11	12	13	14	15=(11+12+13+14)	16	17	18	19	20=(16+17+18+19)	21=(5-10)	22=(10-15)	23	24
I. Agency Specific Budget		1,181,398,000.00	(747,600,522.00)	433,797,478.00	513,455,000.00	(83,435,522.00)	0.00	13,778,000.00	433,797,478.00	82,878,108.23	188,288,950.99	51,775,408.02	75,843,108.12	409,453,189.36	34,194,782.18	102,824,274.92	121,763,948.20	86,153,838.99	354,828,954.28	0.00	24,344,308.64	8,174,964.29	45,351,250.81
Specific Budgets of National Government Agencies	1101101	1,181,398,000.00	(747,600,522.00)	433,797,478.00	513,455,000.00	(83,435,522.00)	0.00	13,778,000.00	433,797,478.00	82,878,108.23	188,288,950.99	51,775,408.02	75,843,108.12	409,453,189.36	34,194,782.18	102,824,274.92	121,763,948.20	86,153,838.99	354,828,954.28	0.00	24,344,308.64	8,174,964.29	45,351,250.81
General Administration and Support	10000000000000	28,938,000.00	5,903,465.00	34,841,465.00	28,938,000.00	5,903,465.00	0.00	0.00	34,841,465.00	7,810,027.85	7,833,028.61	4,857,743.78	14,011,880.75	34,512,478.97	5,373,833.23	9,394,889.59	5,272,510.40	11,909,800.58	31,951,033.90	0.00	328,886.13	2,084,878.78	476,886.31
General management and supervision	100000100001000	28,938,000.00	5,903,465.00	34,841,465.00	28,938,000.00	5,903,465.00	0.00	0.00	34,841,465.00	7,810,027.85	7,833,028.61	4,857,743.78	14,011,880.75	34,512,478.97	5,373,833.23	9,394,889.59	5,272,510.40	11,909,800.58	31,951,033.90	0.00	328,886.13	2,084,878.78	476,886.31
PS		23,043,000.00	5,985,000.00	29,028,000.00	23,043,000.00	5,985,000.00	0.00	0.00	29,028,000.00	4,895,372.34	6,349,781.05	4,416,730.48	13,295,802.96	28,957,688.83	4,528,927.03	6,696,521.34	4,390,345.82	11,262,209.43	29,876,003.72	0.00	50,333.17	2,033,247.28	48,415.83
MOOE		5,857,000.00	(61,535.00)	5,795,465.00	5,857,000.00	(61,535.00)	0.00	0.00	5,795,465.00	3,014,855.51	1,283,285.48	541,013.28	715,877.79	5,654,812.04	846,908.20	2,898,368.25	882,184.48	647,691.16	5,075,030.08	0.00	240,852.96	51,331.48	428,450.48
FINEX		38,000.00	0.00	38,000.00	38,000.00	0.00	0.00	0.00	38,000.00	0.00	0.00	0.00	0.00	0.00	0.00	0.00	0.00	0.00	0.00	0.00	0.00	0.00	0.00
CO		0.00	0.00	0.00	0.00	0.00	0.00	0.00	0.00	0.00	0.00	0.00	0.00	0.00	0.00	0.00	0.00	0.00	0.00	0.00	0.00	0.00	0.00
Sub-Total, General Administration and Support		28,938,000.00	5,903,465.00	34,841,465.00	28,938,000.00	5,903,465.00	0.00	0.00	34,841,465.00	7,810,027.85	7,833,028.61	4,857,743.78	14,011,880.75	34,512,478.97	5,373,833.23	9,394,889.59	5,272,510.40	11,909,800.58	31,951,033.90	0.00	328,886.13	2,084,878.78	476,886.31
PS		23,043,000.00	5,985,000.00	29,028,000.00	23,043,000.00	5,985,000.00	0.00	0.00	29,028,000.00	4,895,372.34	6,349,781.05	4,416,730.48	13,295,802.96	28,957,688.83	4,528,927.03	6,696,521.34	4,390,345.82	11,262,209.43	29,876,003.72	0.00	50,333.17	2,033,247.28	48,415.83
MOOE		5,857,000.00	(61,535.00)	5,795,465.00	5,857,000.00	(61,535.00)	0.00	0.00	5,795,465.00	3,014,855.51	1,283,285.48	541,013.28	715,877.79	5,654,812.04	846,908.20	2,898,368.25	882,184.48	647,691.16	5,075,030.08	0.00	240,852.96	51,331.48	428,450.48
FINEX		38,000.00	0.00	38,000.00	38,000.00	0.00	0.00	0.00	38,000.00	0.00	0.00	0.00	0.00	0.00	0.00	0.00	0.00	0.00	0.00	0.00	0.00	0.00	0.00
CO		0.00	0.00	0.00	0.00	0.00	0.00	0.00	0.00	0.00	0.00	0.00	0.00	0.00	0.00	0.00	0.00	0.00	0.00	0.00	0.00	0.00	0.00
Support to Operations	20000000000000	82,198,000.00	(3,321,241.00)	78,876,759.00	82,198,000.00	(3,321,241.00)	0.00	0.00	78,876,759.00	16,548,178.38	25,828,828.21	10,835,428.47	18,855,287.86	74,885,432.70	14,142,369.74	18,169,483.80	15,787,628.85	20,805,283.98	69,815,734.25	0.00	4,009,326.90	870,771.97	4,089,928.48
Development of organizational policies, plans and procedures	200000100005000	18,362,000.00	(521,178.00)	17,840,822.00	18,362,000.00	(521,178.00)	0.00	0.00	17,840,822.00	2,975,422.54	4,993,118.90	3,673,800.19	4,333,829.05	15,978,970.88	2,478,288.95	3,929,879.99	3,504,808.51	4,551,555.68	14,461,533.13	0.00	1,864,853.32	166,025.00	1,348,412.55
PS		7,471,000.00	0.00	7,471,000.00	7,471,000.00	0.00	0.00	0.00	7,471,000.00	1,734,184.10	2,892,806.47	1,589,560.31	1,892,760.90	7,454,858.78	1,689,766.21	2,276,724.36	1,589,560.31	1,892,760.90	7,454,858.78	0.00	15,141.22	0.00	900.00
MOOE		10,891,000.00	(521,178.00)	10,369,822.00	10,891,000.00	(521,178.00)	0.00	0.00	10,369,822.00	1,241,238.44	2,758,812.43	2,080,238.88	2,440,821.15	8,921,111.90	789,922.74	1,681,156.63	1,911,248.20	2,659,647.78	7,007,574.35	0.00	1,848,712.10	166,025.00	1,347,512.55
Operation and maintenance of the integrated laboratories	200000100009000	18,259,000.00	(558,430.00)	17,700,570.00	18,259,000.00	(558,430.00)	0.00	0.00	17,700,570.00	5,546,985.10	3,004,820.78	3,939,591.56	17,510,612.77	3,460,161.70	4,575,869.77	3,692,064.14	5,005,527.94	16,634,623.55	169,557.23	159,541.00	716,446.22	0.00	0.00
PS		12,193,000.00	0.00	12,193,000.00	12,193,000.00	0.00	0.00	0.00	12,193,000.00	2,840,805.16	3,450,284.33	2,451,832.03	3,450,278.87	12,192,998.38	2,807,988.25	3,482,891.23	2,451,832.03	3,448,676.87	12,192,998.38	0.00	1.62	600.00	0.00
MOOE		6,066,000.00	(558,430.00)	5,507,570.00	6,066,000.00	(558,430.00)	0.00	0.00	5,507,570.00	2,706,379.95	1,569,530.98	682,989.75	489,314.71	5,317,814.39	652,163.48	1,092,878.54	1,140,232.11	1,556,851.07	4,442,225.17	0.00	189,955.61	158,941.00	716,448.22
CO		0.00	0.00	0.00	0.00	0.00	0.00	0.00	0.00	0.00	0.00	0.00	0.00	0.00	0.00	0.00	0.00	0.00	0.00	0.00	0.00	0.00	0.00
Field program management activities	200000100009000	42,305,000.00	(1,831,228.00)	40,473,772.00	42,305,000.00	(1,831,228.00)	0.00	0.00	40,473,772.00	10,478,652.02	15,184,500.96	3,739,328.63	9,287,154.32	38,689,833.93	8,115,061.17	10,212,818.78	7,989,644.84	10,608,022.89	36,825,517.43	0.00	1,784,138.07	289,718.97	1,474,397.48
PS		779,000.00	0.00	779,000.00	779,000.00	0.00	0.00	0.00	779,000.00	648,982.00	65,038.00	84,000.00	84,000.00	779,000.00	640,821.96	74,378.04	84,000.00	84,000.00	779,000.00	0.00	0.00	0.00	0.00
MOOE		41,526,000.00	(1,831,228.00)	39,694,772.00	41,526,000.00	(1,831,228.00)	0.00	0.00	39,694,772.00	9,828,890.02	15,119,462.96	3,739,328.63	9,223,154.32	37,910,633.93	7,474,409.21	10,138,440.74	7,889,644.84	10,544,022.69	36,146,517.48	0.00	1,784,138.07	289,718.97	1,474,397.48
FINEX		0.00	0.00	0.00	0.00	0.00	0.00	0.00	0.00	0.00	0.00	0.00	0.00	0.00	0.00	0.00	0.00	0.00	0.00	0.00	0.00	0.00	0.00
CO		0.00	0.00	0.00	0.00	0.00	0.00	0.00	0.00	0.00	0.00	0.00	0.00	0.00	0.00	0.00	0.00	0.00	0.00	0.00	0.00	0.00	0.00
Agriculture and fishery engineering support activities	200000100011000	3,270,000.00	(410,407.00)	2,859,593.00	3,270,000.00	(410,407.00)	0.00	0.00	2,859,593.00	547,119.70	629,894.04	417,478.87	1,094,922.71	2,689,215.32	91,877.92	450,895.26	711,109.36	640,177.65	1,894,060.09	0.00	170,377.68	284,487.00	630,668.23
PS		3,270,000.00	(410,407.00)	2,859,593.00	3,270,000.00	(410,407.00)	0.00	0.00	2,859,593.00	547,119.70	629,894.04	417,478.87	1,094,922.71	2,689,215.32	91,877.92	450,895.26	711,109.36	640,177.65	1,894,060.09	0.00	170,377.68	284,487.00	630,668.23
MOOE		0.00	0.00	0.00	0.00	0.00	0.00	0.00	0.00	0.00	0.00	0.00	0.00	0.00	0.00	0.00	0.00	0.00	0.00	0.00	0.00	0.00	0.00
CO		0.00	0.00	0.00	0.00	0.00	0.00	0.00	0.00	0.00	0.00	0.00	0.00	0.00	0.00	0.00	0.00	0.00	0.00	0.00	0.00	0.00	0.00
Sub-Total, Support to Operations		82,198,000.00	(3,321,241.00)	78,876,759.00	82,198,000.00	(3,321,241.00)	0.00	0.00	78,876,759.00	16,548,178.38	25,828,828.21	10,835,428.47	18,855,287.86	74,885,432.70	14,142,369.74	18,169,483.80	15,787,628.85	20,805,283.98	69,815,734.25	0.00	4,009,326.90	870,771.97	4,089,928.48
PS		20,443,000.00	0.00	20,443,000.00	20,443,000.00	0.00	0.00	0.00	20,443,000.00	5,224,761.25	6,749,828.80	4,045,392.34	5,407,084.77	20,426,887.18	5,138,388.42	6,936,983.63	4,045,392.34	5,405,684.77	20,426,887.18	0.00	16,142.84	600.00	900.00
MOOE		61,753,000.00	(3,321,241.00)	58,431,759.00	61,753,000.00	(3,321,241.00)	0.00	0.00	58,431,759.00	14,323,428.11	17,079,900.41												

STATEMENT OF APPROPRIATIONS, ALLOTMENTS, OBLIGATIONS, DISBURSEMENTS AND BALANCES
As at the Quarter Ending December 31, 2020

Department : Department of Agriculture (DA)
Agency/Entity : Office of the Secretary
Operating Unit : Regional
Field Unit - XIII
Organization Code (UACS): 05 001 0300016
Fund Cluster : 01 - Regular Agency Fund

X	Current Year Appropriations
	Supplemental Appropriations
	Continuing Appropriations

Particulars	UACS CODE	Appropriation			Allotments			Current Year Obligations					Current Year Disbursements				Balances						
		Authorized Appropriation	Adjustments (Transfer To)/From, Modifications/Augmentations	Adjusted Appropriations	Allotments Received	Adjustments (Reductions, Modifications/Augmentations)	Transfer To	Transfer From	Adjusted Total Allotments	1st Quarter Ending Mar. 31	2nd Quarter Ending June 30	3rd Quarter Ending Sept. 30	4th Quarter Ending Dec. 31	Total	1st Quarter Ending Mar. 31	2nd Quarter Ending June 30	3rd Quarter Ending Sept. 30	4th Quarter Ending Dec. 31	Total	Unreleased Appropriations	Unobligated Allotment	Unpaid Obligations (15-20) = (23+24) Due and Demandable Not Yet Due and Demandable	
PS				0.00				0.00						0.00						0.00	0.00	0.00	0.00
MOOE		16,072,000.00	(1,384,500.00)	13,887,500.00	15,072,000.00	(1,384,500.00)		13,887,500.00	2,599,507.00	8,786,439.31	922,653.53	1,338,568.46	13,627,168.30		2,456,882.00	3,069,517.89	4,538,874.49	10,064,274.37	0.00	0.00	60,331.70	59,028.53	3,503,867.40
CO				0.00				0.00					0.00							0.00	0.00	0.00	0.00
ESETS on the Promotion and Development of Organic Agriculture Program	310103100005000	24,282,000.00	(16,932,098.00)	7,349,902.00	24,282,000.00	(16,932,098.00)	0.00	7,349,902.00	2,677,242.00	1,881,077.00	463,201.60	1,972,528.67	6,994,049.27	259,652.00	2,028,707.00	257,813.60	1,587,847.31	4,134,019.91	0.00	0.00	355,852.73	88,650.00	2,791,379.36
PS				0.00				0.00					0.00							0.00	0.00	0.00	0.00
MOOE		24,282,000.00	(16,932,098.00)	7,349,902.00	24,282,000.00	(16,932,098.00)	0.00	7,349,902.00	2,677,242.00	1,881,077.00	463,201.60	1,972,528.67	6,994,049.27	259,652.00	2,028,707.00	257,813.60	1,587,847.31	4,134,019.91	0.00	0.00	355,852.73	88,650.00	2,791,379.36
CO				0.00				0.00					0.00							0.00	0.00	0.00	0.00
ESETS on the Halal Food Industry Development Program	310103100007000	210,000.00	0.00	210,000.00	210,000.00	0.00	0.00	210,000.00	0.00	0.00	0.00	46,800.00	48,800.00	0.00	0.00	0.00	0.00	0.00	0.00	0.00	163,200.00	26,550.00	20,250.00
PS				0.00				0.00					0.00							0.00	0.00	0.00	0.00
MOOE		210,000.00	0.00	210,000.00	210,000.00	0.00	0.00	210,000.00	0.00	0.00	0.00	46,800.00	48,800.00	0.00	0.00	0.00	0.00	0.00	0.00	0.00	163,200.00	26,550.00	20,250.00
CO				0.00				0.00					0.00							0.00	0.00	0.00	0.00
RESEARCH AND DEVELOPMENT (R&D) SUB-PROGRAM	310104000000000	34,065,000.00	(3,888,756.00)	30,176,244.00	34,065,000.00	(3,888,756.00)	0.00	30,176,244.00	7,579,484.64	6,910,891.41	8,418,578.33	7,679,821.69	29,489,876.07	4,986,851.64	7,575,973.04	8,648,958.00	9,742,014.89	26,833,878.89	0.00	0.00	689,987.93	435,365.00	420,344.19
R&D on the National Rice Program	310104100001000	12,184,000.00	(2,495,949.00)	9,688,051.00	12,184,000.00	(2,495,949.00)	0.00	9,688,051.00	3,295,775.92	3,749,016.39	1,424,074.24	998,990.54	9,467,857.09	856,723.02	2,546,517.28	2,915,015.63	2,595,459.00	8,916,714.93	0.00	0.00	220,193.91	295,180.00	255,962.15
PS				0.00				0.00					0.00							0.00	0.00	0.00	0.00
MOOE		12,184,000.00	(2,495,949.00)	9,688,051.00	12,184,000.00	(2,495,949.00)	0.00	9,688,051.00	3,295,775.92	3,749,016.39	1,424,074.24	998,990.54	9,467,857.09	856,723.02	2,546,517.28	2,915,015.63	2,595,459.00	8,916,714.93	0.00	0.00	220,193.91	295,180.00	255,962.15
CO				0.00				0.00					0.00							0.00	0.00	0.00	0.00
R&D on the National Corn Program	310104100003000	1,256,000.00	(524,600.00)	731,400.00	1,256,000.00	(524,600.00)	0.00	731,400.00	318,940.00	89,785.00	277,772.80	36,299.20	722,797.00	41,400.00	165,285.68	126,891.44	362,543.00	695,120.12	0.00	0.00	8,603.00	9,750.00	16,926.88
PS				0.00				0.00					0.00							0.00	0.00	0.00	0.00
MOOE		1,008,000.00	(524,600.00)	483,400.00	1,008,000.00	(524,600.00)	0.00	483,400.00	318,940.00	89,785.00	277,772.80	36,299.20	472,797.00	41,400.00	165,285.68	126,891.44	362,543.00	695,120.12	0.00	0.00	8,603.00	9,750.00	16,926.88
CO		250,000.00		250,000.00	250,000.00			250,000.00					250,000.00					250,000.00	0.00	0.00	0.00	0.00	0.00
R&D on the National High-Value Crops Development Program	310104100004000	0.00	0.00	0.00	0.00	0.00	0.00	0.00	0.00	0.00	0.00	0.00	0.00	0.00	0.00	0.00	0.00	0.00	0.00	0.00	0.00	0.00	0.00
Other research and development activities	310104100006000	20,625,000.00	(866,207.00)	19,758,793.00	20,625,000.00	(866,207.00)	0.00	19,758,793.00	3,864,768.72	5,071,890.02	3,717,731.29	5,544,631.95	19,298,921.88	3,770,808.02	4,861,170.88	3,605,050.93	6,784,012.80	19,021,041.83	0.00	0.00	459,871.02	130,425.00	147,455.15
PS				0.00				0.00					0.00							0.00	0.00	0.00	0.00
MOOE		18,208,000.00		18,208,000.00	18,208,000.00			18,208,000.00	3,858,518.72	4,759,809.03	3,420,356.50	6,106,340.91	18,144,835.16	3,770,808.02	4,845,956.09	3,415,492.14	6,103,478.91	18,139,735.18	0.00	0.00	63,164.84	5,100.00	0.00
CO		2,417,000.00	(866,207.00)	1,550,793.00	2,417,000.00	(866,207.00)	0.00	1,550,793.00	106,250.00	312,280.99	297,374.79	438,191.04	1,154,086.82	0.00	15,213.99	189,558.79	680,533.89	881,306.67	0.00	0.00	396,706.18	125,325.00	147,455.15
AGRICULTURAL MACHINERY, EQUIPMENT, FACILITIES AND INFRASTRUCTURES PROGRAM	310200000000000	713,534,000.00	(685,828,400.00)	47,705,600.00	102,534,000.00	(64,828,400.00)	0.00	47,705,600.00	17,628,748.87	27,802,995.55	858,103.59	1,603,613.04	47,691,481.05	750,765.48	13,294,484.90	23,744,284.15	7,448,811.08	45,236,125.61	0.00	0.00	214,138.95	114,950.71	2,340,884.73
AGRICULTURAL MACHINERY, EQUIPMENT, AND FACILITIES SUPPORT SERVICES SUB-PROGRAM	310201000000000	78,068,000.00	(34,738,400.00)	44,329,600.00	76,058,000.00	(31,736,400.00)	0.00	44,329,600.00	18,223,308.00	26,929,712.00	0.00	1,168,300.00	44,319,320.00	0.00	12,580,693.89	22,870,626.41	6,803,615.43	42,364,735.73	0.00	0.00	2,280.00	0.00	1,854,584.27
Provision of Agricultural Equipment and Facilities (PAEF) on the National Rice Program	310201100001000	22,660,000.00	(21,274,000.00)	1,386,000.00	19,660,000.00	(18,274,000.00)	0.00	1,386,000.00	0.00	1,386,000.00	0.00	0.00	1,386,000.00	0.00	1,237,005.00	10,395.00	124,740.00	1,372,140.00	0.00	0.00	0.00	0.00	13,860.00
PS				0.00				0.00					0.00							0.00	0.00	0.00	0.00
MOOE		3,900,000.00	(3,000,000.00)	900,000.00	0.00			900,000.00					900,000.00							0.00	0.00	0.00	0.00
CO		19,560,000.00	(18,274,000.00)	1,386,000.00	19,660,000.00	(18,274,000.00)	0.00	1,386,000.00					1,386,000.00		1,237,005.00	10,395.00	124,740.00	1,372,140.00	0.00	0.00	0.00	0.00	13,860.00
PAEF on the National Livestock Program	310201100002000	7,868,000.00	(3,410,000.00)	4,458,000.00	7,868,000.00	(3,410,000.00)	0.00	4,458,000.00	21,000.00	4,395,000.00	0.00	41,500.00	4,457,500.00	0.00	0.00	207,750.00	4,000,039.00	4,207,789.00	0.00	0.00	500.00	0.00	249,711.00
PS				0.00				0.00					0.00							0.00	0.00	0.00	0.00
MOOE		7,868,000.00	(3,410,000.00)	4,458,000.00	7,868,000.00	(3,410,000.00)	0.00	4,458,000.00	21,000.00	4,395,000.00	0.00	41,500.00	4,457,500.00	0.00	0.00	207,750.00	4,000,039.00	4,207,789.00	0.00	0.00	500.00	0.00	249,711.00
CO				0.00				0.00					0.00							0.00	0.00	0.00	0.00
PAEF on the National Corn Program	310201100003000	37,350,000.00	(4,728,000.00)	32,622,000.00	37,350,000.00	(4,728,000.00)	0.00	32,622,000.00	12,070,888.00	20,551,112.00	0.00	0.00	32,622,000.00	0.00	9,370,267.54	20,163,989.76	2,764,829.43	32,299,076.73	0.00	0.00	0.00	0.00	322,923.27
PS				0.00				0.00					0.00							0.00	0.00	0.00	0.00
MOOE		37,350,000.00	(4,728,000.00)	32,622,000.00	37,350,000.00	(4,728,000.00)	0.00	32,622,000.00	12,070,888.00	20,551,112.00	0.00	0.00	32,622,000.00	0.00	9,370,267.54	20,163,989.76	2,764,829.43	32,299,076.73	0.00	0.00	0.00	0.00	322,923.27
CO				0.00				0.00					0.00							0.00	0.00	0.00	0.00
PAEF on the National High-Value Crops Development Program	310201100004000	9,320,000.00	(3,814,400.00)	5,505,600.00	9,320,000.00	(3,814,400.00)	0.00	5,505,600.00	3,781,420.00	597,600.00	0.00	1,124,800.00	5,503,820.00	0.00	1,983,331.35	2,147,416.65	11,282.00	4,142,030.00	0.00	0.00	1,780.00	0.00	1,361,790.00
PS				0.00				0.00					0.00							0.00	0.00	0.00	0.00
MOOE		1,110,000.00	(274,400.00)	835,600.00	1,110,000.00	(274,400.00)	0.00	835,600.00															


STATEMENT OF APPROPRIATIONS, ALLOTMENTS, OBLIGATIONS, DISBURSEMENTS AND BALANCES
As at the Quarter Ending December 31, 2020

Department : Department of Agriculture (DA)
Agency/Entity : Office of the Secretary
Operating Unit : Regional
Field Unit - XIII
Organization Code (UACS): 05 001 0300016
Fund Cluster : 01 - Regular Agency Fund


X	Current Year Appropriations
	Supplemental Appropriations
	Continuing Appropriations

Particulars	UACS CODE	Appropriation		Allotments		Current Year Obligations					Current Year Disbursements				Balances											
		Authorized Appropriation	Adjustments (To)/From, Modifications/ Augmentations)	Adjusted Appropriations	Allotments Received	Adjustments (Reductions, Modifications/ Augmentations)	Transfer To	Transfer From	Adjusted Total Allotments	1st Quarter Ending Mar. 31	2nd Quarter Ending June 30	3rd Quarter Ending Sept. 30	4th Quarter Ending Dec. 31	Total	1st Quarter Ending Mar. 31	2nd Quarter Ending June 30	3rd Quarter Ending Sept. 30	4th Quarter Ending Dec. 31	Total	Unreleased Appropriations	Unobligated Allotment	Unpaid Obligations (15-20) = (23+24) Due and Demandable Not Yet Due and Demandable				
CO			0.00	0.00				0.00						0.00					0.00	0.00	0.00					
PAEF on the National High-Value Crops Development Program	31020110004000	0.00	2,090,000.00	2,090,000.00	0.00	2,090,000.00	0.00	0.00	2,090,000.00	0.00	1,484,772.00	0.00	590,100.00	2,074,872.00	0.00	0.00	23,300.00	1,979,906.67	2,003,206.67	0.00	15,128.00	0.00	0.00	71,665.33		
MOOE			2,090,000.00	2,090,000.00		2,090,000.00			2,090,000.00		1,484,772.00		590,100.00	2,074,872.00			23,300.00	1,979,906.67	2,003,206.67	0.00	15,128.00	0.00	0.00	71,665.33		
CO			0.00	0.00		0.00			0.00					0.00					0.00	0.00	0.00					
BAYANIHAN 2	1101414	0.00	0.00	0.00	0.00	0.00	0.00	0.00	0.00	0.00	0.00	0.00	0.00	0.00	0.00	0.00	0.00	0.00	0.00	0.00	0.00	0.00	0.00	0.00	0.00	
AGRICULTURAL MACHINERY, EQUIPMENT, FACILITIES AND INFRASTRUCTURES PROGRAM	31020000000000	0.00	0.00	0.00	0.00	0.00	0.00	0.00	0.00	0.00	0.00	0.00	0.00	0.00	0.00	0.00	0.00	0.00	0.00	0.00	0.00	0.00	0.00	0.00	0.00	
FARM-TO-MARKET ROADS (FMR) SUB-PROGRAM	31020300000000	0.00	0.00	0.00	0.00	0.00	0.00	0.00	0.00	0.00	0.00	0.00	0.00	0.00	0.00	0.00	0.00	0.00	0.00	0.00	0.00	0.00	0.00	0.00	0.00	
Repair/Rehabilitation and Construction of Farm-to-Market Roads in the Designated Key Production Areas	310203206315000	0.00	0.00	0.00	0.00	0.00	0.00	0.00	0.00	0.00	0.00	0.00	0.00	0.00	0.00	0.00	0.00	0.00	0.00	0.00	0.00	0.00	0.00	0.00	0.00	
MOOE			0.00	0.00		0.00			0.00					0.00					0.00	0.00	0.00	0.00	0.00	0.00	0.00	
CO			0.00	0.00		0.00			0.00					0.00					0.00	0.00	0.00	0.00	0.00	0.00	0.00	
Sub-Total III, Special Purpose Fund		0.00	157,157,620.00	157,157,620.00	0.00	135,159,384.00	0.00	21,998,236.00	157,157,620.00	223,732.52	71,926,861.34	58,739,553.00	18,358,950.07	150,248,196.93	223,732.52	7,388,454.20	51,810,634.54	89,964,808.42	128,387,528.88	0.00	6,909,423.07	2,513,858.13	18,347,709.12			
PS		0.00	6,293,080.00	6,293,080.00	0.00	1,770,404.00	0.00	4,522,676.00	6,293,080.00	223,732.52	440,852.00	1,342,395.12	4,278,980.07	6,293,859.71	223,732.52	440,852.00	1,342,078.82	4,277,782.24	6,284,425.88	0.00	7,200.28	1,434.13	0.00	0.00	0.00	
MOOE		0.00	135,839,580.00	135,839,580.00	0.00	118,483,980.00	0.00	17,475,600.00	135,839,580.00	0.00	68,211,108.34	54,229,817.88	12,357,310.00	135,798,337.22	0.00	6,947,602.20	50,468,455.72	84,365,313.88	121,781,371.60	0.00	1,141,222.78	1,850,384.00	12,166,581.62			
FINEX		0.00	0.00	0.00	0.00	0.00	0.00	0.00	0.00	0.00	0.00	0.00	0.00	0.00	0.00	0.00	0.00	0.00	0.00	0.00	0.00	0.00	0.00	0.00	0.00	
CO		0.00	13,925,000.00	13,925,000.00	0.00	13,925,000.00	0.00	0.00	13,925,000.00	0.00	2,275,000.00	4,187,240.00	1,722,760.00	8,185,000.00	0.00	0.00	0.00	1,321,732.50	1,321,732.50	0.00	5,760,000.00	882,140.00	5,181,127.60			
GRAND TOTAL		1,180,116,000.00	(597,034,178.98)	583,081,821.04	522,173,000.00	35,106,113.92	0.00	35,802,707.12	583,081,821.04	84,890,301.78	281,221,772.33	111,514,888.02	84,202,056.18	581,829,089.33	36,506,887.74	110,280,989.12	173,664,482.74	196,118,747.38	486,441,206.88	0.00	31,252,731.71	11,889,922.42	83,689,859.93			
PS		103,234,000.00	5,666,783.04	108,900,783.04	103,234,000.00	1,117,676.92	0.00	4,549,107.12	108,900,783.04	22,848,770.00	27,523,594.88	20,887,373.89	37,542,626.25	108,692,356.89	21,940,785.14	27,215,312.38	21,799,188.09	36,510,182.97	106,465,476.89	0.00	318,428.15	2,087,684.47	49,316.83			
MOOE		341,837,000.00	65,742,382.04	397,379,382.04	287,644,000.00	85,492,762.00	0.00	24,242,600.00	397,379,382.04	52,277,395.22	194,192,068.52	82,714,796.93	51,054,291.94	380,238,662.81	14,666,202.80	70,445,082.84	122,172,437.84	117,688,421.73	324,872,144.81	0.00	17,140,809.39	6,823,080.88	48,543,316.84			
FINEX		38,000.00	0.00	38,000.00	38,000.00	0.00	0.00	0.00	38,000.00	0.00	0.00	0.00	0.00	0.00	0.00	0.00	0.00	0.00	0.00	0.00	0.00	0.00	0.00	0.00	0.00	
CO		745,207,000.00	(658,443,324.00)	86,763,676.00	131,267,000.00	(51,504,324.00)	0.00	7,011,000.00	86,763,676.00	19,984,138.57	39,506,118.15	7,832,789.11	5,605,136.00	73,008,179.93	0.00	12,590,693.88	28,992,848.01	12,920,142.89	55,103,685.88	0.00	13,755,496.17	2,788,267.08	15,106,327.18			
Recapitulation by OO:																										
I. Agency Specific Budget		1,070,284,000.00	(750,162,748.00)	320,081,254.00	402,321,000.00	(66,017,748.00)	0.00	13,778,000.00	320,081,254.00	85,119,898.02	155,786,995.27	35,682,235.78	43,178,127.74	300,075,257.79	14,679,598.21	74,259,921.83	100,883,810.95	63,437,854.82	253,080,188.21	0.00	20,005,896.21	6,210,615.56	40,804,458.02			
TECHNICAL AND SUPPORT SERVICES PROGRAM		301,162,000.00	(93,428,266.00)	207,733,734.00	244,219,000.00	(36,485,266.00)	0.00	0.00	207,733,734.00	44,532,107.73	104,603,256.25	27,940,573.88	27,132,428.55	204,208,369.41	11,640,534.06	57,141,664.68	62,226,480.30	43,695,526.49	174,704,205.53	0.00	3,625,364.59	3,210,025.53	26,294,138.35			
AGRICULTURAL MACHINERY, EQUIPMENT, FACILITIES AND INFRASTRUCTURES PROGRAM		713,534,000.00	(665,628,400.00)	47,905,600.00	102,534,000.00	(54,628,400.00)	0.00	0.00	47,905,600.00	17,626,748.87	27,802,995.55	856,103.59	1,503,613.04	47,891,461.05	750,755.48	13,294,464.90	23,744,294.15	7,446,611.08	45,236,125.61	0.00	214,138.95	114,650.71	2,340,684.73			
AGRICULTURE AND FISHERY POLICY PROGRAM		0.00	0.00	0.00	0.00	0.00	0.00	0.00	0.00	0.00	0.00	0.00	0.00	0.00	0.00	0.00	0.00	0.00	0.00	0.00	0.00	0.00	0.00	0.00	0.00	
AGRICULTURE AND FISHERY REGULATORY SUPPORT PROGRAM		13,275,000.00	(674,780.00)	12,600,220.00	13,275,000.00	(674,780.00)	0.00	0.00	12,600,220.00	1,457,372.26	3,874,582.94	1,682,567.16	4,980,863.73	12,195,396.11	1,249,021.06	2,078,513.57	3,106,700.49	4,282,336.63	10,696,571.75	0.00	404,823.89	361,926.46	1,136,897.88			
LOCALLY FUNDED AND FOREIGN-ASSISTED PROGRAM		42,293,000.00	9,548,700.00	51,841,700.00	42,293,000.00	(4,229,300.00)	0.00	13,778,000.00	51,841,700.00	1,603,670.16	18,516,147.53	5,300,991.14	9,559,222.39	35,980,031.22	1,038,288.61	1,745,278.38	11,606,336.01	8,033,380.32	22,423,283.32	0.00	15,861,668.78	2,524,016.84	11,032,737.06			


Certified Correct:


ROCKY JAY A. PEARSON, CPA
OIC, Budget Section

Certified Correct:


MINNIE IVY B. DACERA, CPA
OIC, Accounting Section

Recommending Approval:


CORAZON A. YAMIT
OIC, Admin./Finance Division

Approved by:


ABEL JAMES T. MONTEAGUDO
Regional Executive Director

0.00 0.00

935,269,921.04

210,210,760.00